


**SUPERVISOR**

William A. Smith, Jr.



**COUNCIL MEMBERS**

Kate Bohne Munzinger, Deputy Supervisor  
Cathy Koshykar  
Kim Taylor  
Stephanie Townsend

**Town Board Agenda**  
**Town Hall – 11 S. Main Street, Pittsford – Lower Level**  
**Tuesday, May 16, 2023 – 6:00 PM**

**Call to Order**

**Pledge of Allegiance**

**Minutes**

Approval of Minutes of the meeting of May 2, 2023

**Operational Matters**

Public Comment  
Award Bid for Refuse District Services  
DPW Presentation on Road Work for 2023 and Sewers

**Financial Matters**

Public Comment  
Surplus  
Vouchers  
Budget Transfers

**Personnel Matters**

Public Comment  
Hiring Resolutions

**Other Business**

**Public Comment**

**Executive Session – Real Estate Matter**

**Adjournment**

## **PUBLIC MEETINGS OF THE TOWN BOARD are IN-PERSON at TOWN HALL**

### **Attending in Person**

Per State requirements, those who are not fully vaccinated must wear a mask and stay 6 feet away from other people.

### **Comments:**

As always, comments are open to Pittsford residents, owners of property in the Town who pay Town taxes, owners of a businesses in the Town, attorneys or agents designated by a resident to speak on the resident's behalf. To comment you must sign in at the sign-in desk.

### **Viewing from Home**

#### **1. Live**

The Town Board meeting will stream live through our cable access station's streaming portal. Please use the following link:

<https://videoplayer.telvue.com/player/FcqTLOOYMCGU6WlccUApyUL3twz4dm9V/stream/819?fullscreen=false&showtabssearch=true&autostart=true>

You can watch on any computer, tablet, smart phone or web capable TV. If you log in before the meeting starts and see an error message, refresh your screen at 6:00pm when the board meeting starts and you can view the meeting live while it is happening.

### **Comments:**

Comments are open to Pittsford residents, owners of property in the Town who pay Town taxes, owners of a businesses in the Town, attorneys or agents designated by a resident to speak on the resident's behalf.

- at any time before 2:30pm on the day of the meeting (a) by email to [comments@townofpittsford.org](mailto:comments@townofpittsford.org); (b) by submitting it in writing, through the drop slot to the right of the front door at Town Hall (11 South Main Street); or (c) by U.S. Mail to the Town Clerk, for receipt no later than 2:30pm on the day of the meeting;

***and, in addition,***

- at any time ***during*** the meeting by email to [comments@townofpittsford.org](mailto:comments@townofpittsford.org)
- All comments submitted should include the name and street address of the commenter. Comments from residents will be read by the Town Clerk at the appropriate point of the meeting.

#### **2. On-Demand Video**

As always, video will be uploaded to our cable access station's streaming portal within 48 hours of the meeting. It is available on demand. You can see it here:

<https://videoplayer.telvue.com/player/FcqTLOOYMCGU6WlccUApyUL3twz4dm9V/stream/690?fullscreen=false&showtabssearch=true&autostart=true>

Minutes of the Town Board for May 2, 2023

**DRAFT  
TOWN OF PITTSFORD  
TOWN BOARD  
MAY 2, 2023**

Proceedings of a meeting of the Pittsford Town Board held on Tuesday, May 2, 2023, at 6:00 P.M. local time in the Lower-Level Meeting Room of Town Hall, 11 South Main Street, in person.

**PRESENT:** Supervisor William A. Smith, Jr.; Councilmembers Cathy Koshykar, Katherine B. Munzinger, Kim Taylor and Stephanie M. Townsend.

**ABSENT:**

**ALSO PRESENT:** Staff Members: Brian Luke, Finance Director; Robert Koegel, Town Attorney; Renee McQuillen, Town Clerk; Shelley O'Brien, Communications Director; Hayes Wallman, Deputy Town Clerk; Doug DeRue, Director of Planning and Zoning.

**ATTENDANCE:** Eighteen members of the public along with an interpreter attended.

Supervisor Smith called the Town Board meeting to order at 6:00 P.M. and invited all to join in the Pledge to Flag.

**SUPERVISORS ANNOUCEMENTS**

- Due to poor weather, Bike to School Day has been moved from tomorrow to Friday. Please use caution driving along the route to Jefferson Road Elementary.
- The Town of Pittsford annual Rabies Clinic will be held next Thursday, May 11 from 4:30 P.M. to 7:00 P.M. at the Highway Department Garage.
- May is Asian-Pacific Islander month; 1 in 10 residents of Pittsford can trace their heritage to this region and its rich culture and history.
- Staff members expect to shortly complete their work on reviewing the next section of the Zoning Code for update; once completed an update meeting will be scheduled.
- There are many events scheduled around Town in the coming weeks including Historic Pittsford's presentation on major tournaments at Oak Hill, the Town's PGA Family Night and Concert, Paddle and Pour and the Memorial Day Parade.

**PRESENTATION OF ANNUAL AUDIT BY THE BONADIO GROUP**

Randy Shepard of The Bonadio Group reviewed the findings of the 2022 fiscal year audit. He noted the Town continues to have strong internal controls and a sound financial status. In addition to the standard audit, there was a separate audit of ARPA expenditures due based on the total amount of funds expended.

**PRESENTATION BY FRIENDLY SENIOR LIVING**

Jerry Goldman, attorney for Friendly Senior Living; Glen Cooper, President, and CEO of Friendly Senior Living; and Andrew Burns of Passero Associates presented to the board a proposed revision of Friendly Living's original plan, approved in 2018, for the Barn Bazaar property at Clover and Jefferson. This would require Town Board approving a change to the PUD where the property is sited. The revised proposal maintains the same square footage and outward appearance previously approved, but would increase the number of units from 115 to 191 and the parking spaces from 158 to 312. In addition, the project no longer would be restricted to people 55 and older. Town Board members asked whether infrastructure would support the increased number of apartments. Friendly Senior Living responded that this would be evaluated in a revised environmental review. Friendly Senior Living will

## Minutes of the Town Board for May 2, 2023

hold a public information meeting for homeowners in the vicinity of the proposed project on Thursday, May 11 at the Spiegel Community Center. Councilmembers Townsend and Koshykar asked whether any portion of the proposed apartments would represent affordable housing. Friendly indicated that it expected to submit an application to the Town in the weeks following the neighborhood meeting.

### **OPERATIONAL MATTERS**

#### **PUBLIC COMMENTS**

No comments were submitted.

Supervisor Smith took Operational Matters out of order due to a staff scheduling issue.

### **ADOPTION OF THE MONROE COUNTY HAZARDOUS MITIGATION PLAN**

Commissioner of Public Works Schenkel explained that the plan has been updated since originally approved in 2017 and now needs to be readopted. The Resolution was moved by Supervisor Smith, seconded by Deputy Supervisor Munzinger, and voted on as follows: Ayes: Koshykar, Munzinger, Taylor, Townsend, and Smith. Nays: none.

The Resolution was declared carried as follows:

**WHEREAS**, the Town Board of the Town of Pittsford recognizes the threat that natural and non-natural hazards pose to people and property within Pittsford; and

**WHEREAS**, the Town of Pittsford has prepared a multi-hazard mitigation plan, hereby known as the Monroe County Hazard Mitigation Plan 2023 Update in accordance with the Disaster Mitigation Act of 2000; and

**WHEREAS**, the Monroe County Hazard Mitigation Plan 2023 Update identifies mitigation goals and actions to reduce or eliminate long-term risk to people and property in the Town of Pittsford from the impacts of future hazards and disasters; and

**WHEREAS**, the Pittsford Town Board is committed to an effective plan for hazard mitigation and to the goals outlined in the Monroe County Hazard Mitigation Plan 2023 Update.

**NOW THEREFORE, BE IT RESOLVED**, that the 2023 Hazard Mitigation Plan in the form proposed be and hereby is approved, as the same may be reasonably amended from time to time by the Town's Emergency Services Committee and the Monroe County Office of Emergency Management.

### **PGA PARKING RESTRICTIONS**

Commissioner Schenkel explained the proposed restrictions now presented have been enforced for previous PGA events and for the Buffalo Bills training camp, with the addition of making Maywood Avenue one-way only for the duration of the event, in addition to Kilbourn. The purpose is to ease the anticipated traffic congestion expected from increased use of Uber and similar services in recent years. Councilmember Taylor made the motion to approve the proposed parking restrictions, Deputy Supervisor Munzinger seconded, and members voted as follows: Ayes: Koshykar, Munzinger, Taylor, Townsend, and Smith. Nays: none.

The Resolution was declared carried as follows:

**RESOLVED**, that for the period beginning at 5:00 A. M. on May 15, 2023 and ending at midnight on May 21, 2023, one-way traffic only shall be permitted on Kilbourn Road from the traffic signal on East Avenue to the Oak Hill entrance, and from the Oak Hill entrance to the un-signalized entrance on East Avenue and one-way traffic only shall be permitted on Maywood Avenue.

## Minutes of the Town Board for May 2, 2023

**RESOLVED**, that for the period beginning at 5:00 A. M. on May 15, 2023, and ending at midnight on May 21, 2023, for each day from 5:00 A.M. to 10:00 P.M., parking, stopping and standing shall be prohibited on the following named streets, unless authorized by permit:

Allen Parkway  
Alpine Drive  
Bretton Woods Drive  
Country Club Drive  
Crestline Road  
East Avenue  
Ellingwood Drive  
Kilbourn Road  
Knollwood Drive  
Maywood Avenue  
North Country Club Drive  
Overbrook Road  
San Rafael  
Shelwood Drive  
Stoneleigh Court  
Sylvania Road

**FUTHER RESOLVED**, that the Commissioner of Public Works or his designee be and hereby are authorized to apply the same restrictions to the following streets, if deemed necessary or desirable:

Allen's Creek  
Creekside Lane  
East Avenue  
Malm Lane  
Pickwick Drive  
Pine Acres  
Old Landmark Lane  
Shoreham Drive  
Whitestone Lane

**FURTHER RESOLVED**, that the attached map, showing streets subject to these limitations, be and hereby is incorporated into and made a part of these Resolutions;

**FURTHER RESOLVED**, that for each affected street these restrictions will be enforceable upon the proper and adequate posting of signs on the street notifying motorists of these vehicular restrictions;

**FURTHER RESOLVED**, that any vehicle parked in violation of this resolution may be towed at the owner's expense;

**FURTHER RESOLVED**, that a violation of this resolution shall constitute an offense and shall be punished by fine not to exceed Twenty-five Dollars (\$25.00).

### **PGA CHAMPIONSHIP PEDDLER AND HAWKER PERMIT RESTRICTIONS**

As has been done in the past, a Resolution to restrict peddling and hawking on the streets surrounding Oak Hill Country for the duration of the PGA Championship was offered by Supervisor Smith, seconded by Councilmember Townsend, and voted on by members as follows: Ayes: Koshykar, Munzinger, Taylor, Townsend, and Smith. Nays: none.

## Minutes of the Town Board for May 2, 2023

The Resolution was declared carried as follows:

**RESOLVED**, that the Town Board accept the recommendation of the Commissioner of Public Works, and approves the restrictions of issuing any Peddler, Hawker, or Solicitor permits, and restricts any current permits during the above timeframe and locations.

|                               |                          |
|-------------------------------|--------------------------|
| Allens Creek                  | Kilbourn Road            |
| Allen Parkway                 | Kingsbury Court          |
| Alpine Drive                  | Landsdowne Lane          |
| Bretton Woods Drive           | Maywood Avenue           |
| Briar Circle                  | Monroe Avenue            |
| Briar Patch Road              | New England Drive        |
| Country Club Drive            | North Country Club Drive |
| Cranswick Lane                | Pilgrim Circle           |
| Crestline Road                | Pine Acres Drive         |
| Dunbridge Circle              | Overbrook Road           |
| Duxbury Way                   | San Rafael Drive         |
| East Ave. (NYS Rte 96)        | Shelwood Drive           |
| Ellingwood Drive              | Stoneleigh Court         |
| Fairport Road. (NYS Rte. 31F) | Sylvania Road            |
| Harwood Lane                  |                          |

### **MINUTES OF THE APRIL 4 MEETING APPROVED**

A Resolution to approve the minutes of the Town Board meeting of April 18, 2023, was offered by Councilmember Taylor, seconded by Deputy Supervisor Munzinger, and voted on by members as follows: Ayes: Koshykar, Munzinger, Taylor, Townsend, and Smith. Nays: none.

The Resolution was declared carried as follows:

**RESOLVED**, that the Minutes of the April 18, 2023, Town Board meeting are approved.

### **LEGAL MATTERS**

#### **PUBLIC COMMENT**

Steve Briggs, Nicolas George, Tim and Kim Winter and Joe and Martine Kenneally submitted comments.

### **REQUEST TO MODIFY EASEMENT AT 111 E. JEFFERSON RD**

Pastor Doug Langford of the Edgewood Free Methodist Church and Steven Carini presented to the Board the Church's request for a modification to the conservation easement on the Church's property, for the purpose of creating a playground. Following discussion among the Board, Pastor Langford and Mr. Carini, and in light of the public comments on this proposal, the Board declined to change the status of the conservation easement. The Board noted that this particular conservation easement was created specifically to provide owners of adjacent and nearby houses a reasonable buffer from any expansion of the YMCA, the prior owner of the site, and that this purpose remains important. Board members encouraged the Church to consider siting the playground elsewhere on its property; in that case the Church would be welcome to return with a new proposal.

### **FINANCIAL MATTERS**

Minutes of the Town Board for May 2, 2023

**PUBLIC COMMENTS**

No comments were submitted.

**APPROVAL OF DISPOSITION OF SURPLUS INVENTORY**

A resolution to approve the surplus inventory listed was made by Supervisor Smith and seconded by Deputy Supervisor Munzinger and voted on by members as follows: Ayes: Koshykar, Munzinger, Taylor, Townsend, and Smith. Nays: none.

The Resolution was declared carried as follows:

**RESOLVED**, that the attached list of equipment be declared surplus and be removed from the Town’s inventory.

| Asset # | Year | Description                    | Department | Cost         | Disposition     |
|---------|------|--------------------------------|------------|--------------|-----------------|
| 18968   | 2018 | John Deere Garden Tractor X390 | Parks      | \$ 4,427.18  | Auction         |
| 19778   | 2019 | John Deere ZTR Mower Z930M     | Parks      | \$ 11,713.66 | Auction         |
| 12032   | 1988 | Walnut Desk                    | Town Clerk | \$ 500.00    | Junked          |
| 12485   | 1988 | Mahogany Table                 | Town Clerk | \$ 500.00    | Transfer to DPW |
| 11774   | 2001 | 3 Piece Desk                   | Town Clerk | \$ 1,656.00  | Junked          |
| 11775   | 2001 | 3 Piece Desk                   | Town Clerk | \$ 2,112.00  | Junked          |

**BUDGET TRANSERS APPROVED**

A resolution to approve the following budget transfers was offered by Supervisor Smith, seconded by Councilmember Townsend, and voted on by members as follows: Ayes: Koshykar, Munzinger, Taylor, Townsend, and Smith. Nays: none.

The Resolution was declared carried as follows:

Be it resolved that the following are approved:

That 3.7410.4127.24.3 (Library: E-Materials) be increased by \$18,697.39. The source of the funds will be grant money from the Friends and Foundation of the Rochester Public Library (FFRPL).

That 1.7550.4025.11.2 (Celebrations – PGA Tour Event) be increased by \$3,000 for a sponsorship from Pittsford Mustangs Soccer Club.

**PERSONNEL MATTERS**

**PUBLIC COMMENTS**

No comments were made.

**HIRING/PERSONNEL ADJUSTMENTS APPROVED**

A Resolution to approve the recommendations for new hires and status and/or salary changes was offered for approval by Councilmember Taylor, seconded by Deputy Supervisor Munzinger, and voted on by members as follows: Ayes: Koshykar, Munzinger, Taylor, Townsend, and Smith. Nays: none.

The following employee(s) are recommended as a new hire based on the recommendation of the Functional Coordinator(s) for these areas:

| Name       | Dept    | Position              | Rate    | Date of Hire |
|------------|---------|-----------------------|---------|--------------|
| Dina Isgro | Finance | Finance Assistant, PT | \$26.28 | 05/08/2023   |

This is subject to completion of the proper reviews and background checks for these candidates and appropriate sign off by the Town Board representative.

## Minutes of the Town Board for May 2, 2023

The following employee(s) is recommended for a status change and/or salary change due to a change in status.

| <b>Name</b>        | <b>Position</b>       | <b>Reason for Change</b> | <b>Rate</b> | <b>Effective Date</b> |
|--------------------|-----------------------|--------------------------|-------------|-----------------------|
| Nirushan Manoharan | Network Administrator | Promotion                | \$30.21     | 05/08/2023            |

The Resolution was declared passed as follows:

**RESOLVED**, that the Town Board approves the appointment for the following employee(s):

| <b>Name</b> | <b>Dept</b> | <b>Position</b>       | <b>Rate</b> | <b>Date of Hire</b> |
|-------------|-------------|-----------------------|-------------|---------------------|
| Dina Isgro  | Finance     | Finance Assistant, PT | \$26.28     | 05/08/2023          |

| <b>Name</b>        | <b>Position</b>       | <b>Reason for Change</b> | <b>Rate</b> | <b>Effective Date</b> |
|--------------------|-----------------------|--------------------------|-------------|-----------------------|
| Nirushan Manoharan | Network Administrator | Promotion                | \$30.21     | 05/08/2023            |

### **OTHER BUSINESS**

As part of our Tree City designation, Supervisor Smith asked for board approval for the Arbor Day Proclamation.

Councilmember Taylor congratulated the library staff for hosting author Susan Orlean last Monday.

Councilmember Townsend notified board members of proposed state legislation that would allow the State to donate surplus property to not for profits. She suggested contacting our State legislators to seek expansion of this legislation to allow municipalities such as the Town to do the same, and the Supervisor asked if she would do so on behalf of the Board.

Councilmember Koshykar asked that the Recreation Director discuss the Town's rules governing use of its facilities by private parties at the next meeting, inquiring specifically about sanctions for rule violations. The Supervisor will ask the Recreation Director to be prepared to discuss the rules.

### **PUBLIC COMMENTS**

There were no comments.


With no further business, the meeting adjourned at 7:39 p.m.

Respectfully submitted,

Renee McQuillen  
Town Clerk



# MEMORANDUM



To: Pittsford Town Board

From: Paul Schenkel - Commissioner of Public Works

Date: May 11, 2023

Regarding: Award Bid for Refuse District Services

For Meeting On: May 16, 2023

Ladies and Gentlemen:


By resolution of the Town Board, bids for Refuse District Services were publicly opened on May 11, 2023. The bid specifications requested quotes for service to existing & proposed Refuse Districts with the contracted period to be from January 1, 2024 through December 31, 2024, with the option of extending for three, one-year periods. We received two (2) bids for monthly pricing, as well as additional options as outlined below.

|                        | Monthly Pricing per Unit | Monthly Garage Pickup | Monthly Recycling Toter Upsize (to 96 gal) | Excess Refuse      | Tire Pickup         |
|------------------------|--------------------------|-----------------------|--|--------------------|---------------------|
| <b>Seyrek Disposal</b> | <b>\$19.95</b>           | <b>\$ 5.00</b>        | <b>\$ 5.50</b>                             | <b>\$60.00/ton</b> | <b>\$ 5.00/tire</b> |
| Waste Management of NY | \$32.00                  | \$10.00               | \$ 0.00                                    | \$25.00/item       | \$25.00/tire        |

Specifications stated that each resident in both the old and proposed districts will receive at least: a wheeled 64 gal recycling toter, or a wheeled 32 gal recycling toter, or 2 recycling bins at no additional cost.

I suggest that we accept the bid of \$19.95/unit per month from Seyrek as the lowest responsible bidder. The current 2023 rate is \$17.99/unit per month. In the event the Town Board determines that the proposed action should be taken, the following Resolution is suggested:

**RESOLVED**, that based on the recommendation of the Commissioner of Public Works, the Town Board awards the Refuse District Services bid to Seyrek Disposal as the lowest responsible bidder, for \$19.95/unit per month.



# **2023 Sewer and Roads Project Update**

**May 16, 2023**

# 2022 - Alpine Neighborhood Sewer Relining


**RECAP**

- Sanitary Sewers constructed in the late 1950's
- 4632' of sewer pipe that serve 90 residential homes
- Sewer Deficiencies:
  - Running sand makes excavation difficult
  - Clay pipe has deteriorated, with many off-set joints
  - Tree root penetration
  - Bi-annual root cutting is required
  - I&I – Inflow and Infiltration
  - Sewer back ups have occurred




# Alpine Neighborhood Sewer Relining

- Minimal disruption to the neighborhood
- No need to shut off water to home
- Adds 40 – 50 years of life



PIPE LINING PROCESS



**Before Re-lining**

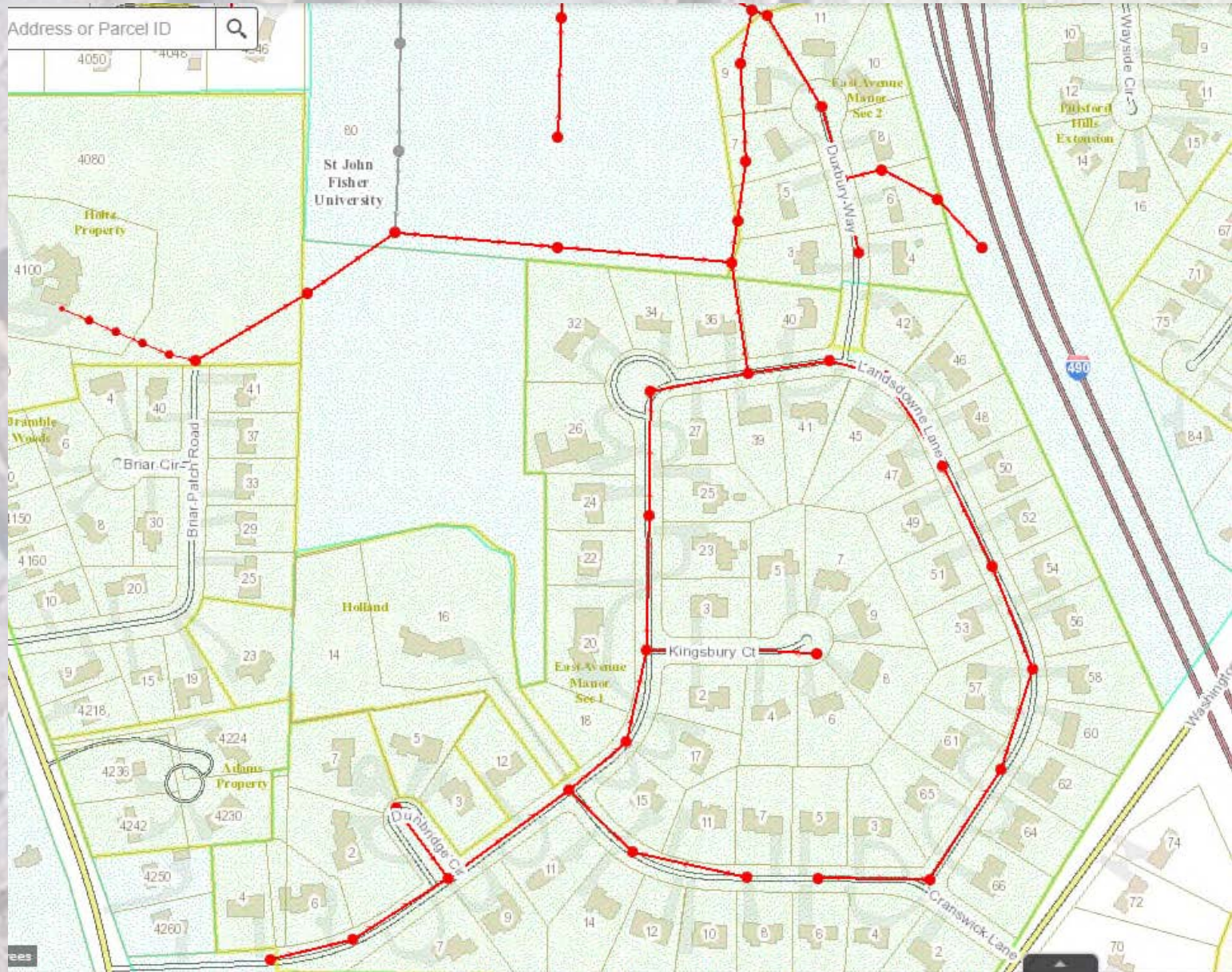


**After Re-lining**



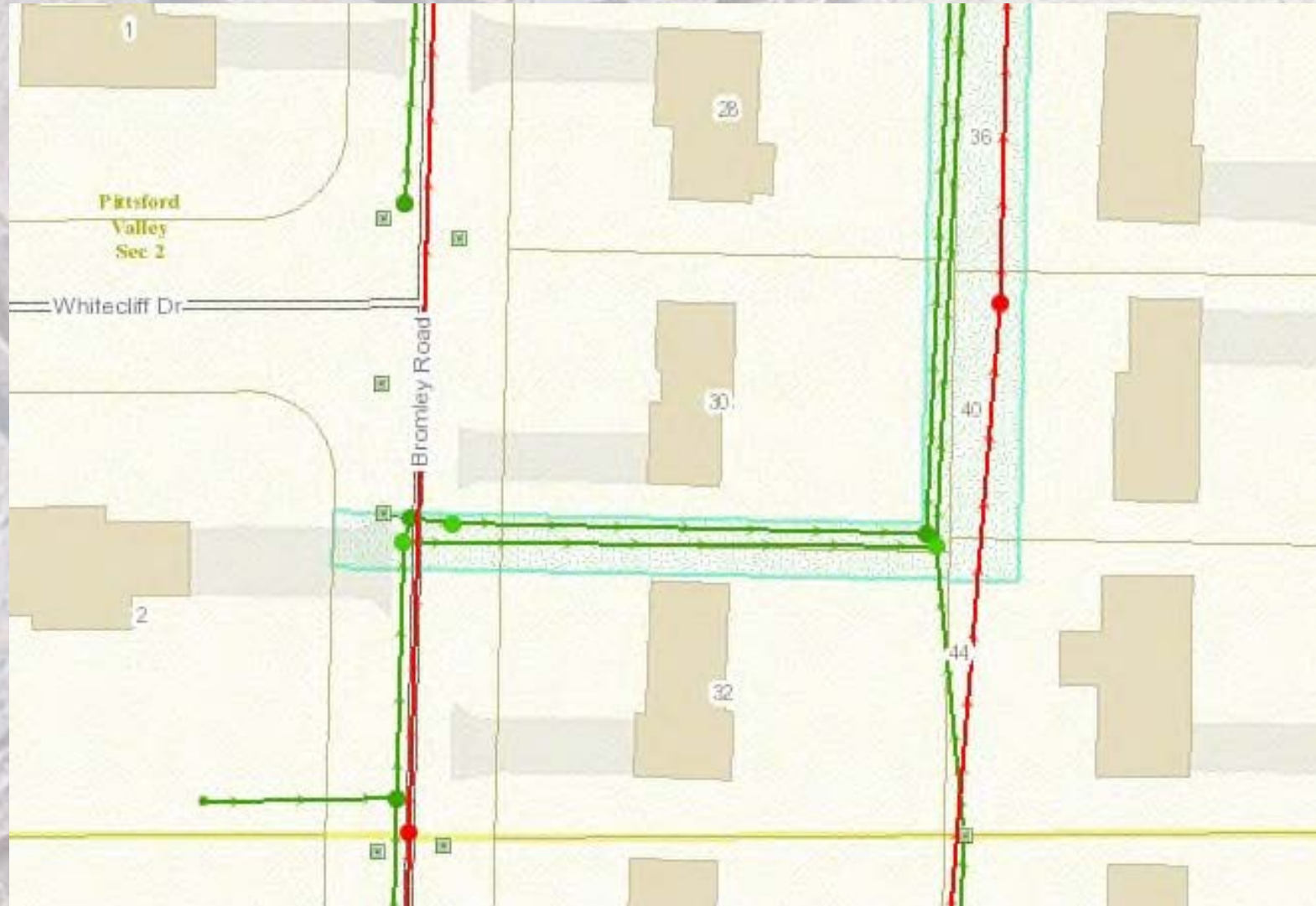
# 2023 - East Avenue Manor Sewer Relining

- Sanitary Sewers constructed in the early 1960's
- 6290' of sanitary sewer pipe that serve 76 residential homes
- Budget - \$242,000



# 2023 - Bromley Road Storm Sewer Relining

- 170' of 30" storm sewer pipe that help prevent overflows
- Minimize disruption
- Budget - \$50,000





# 2023 Road Work Schedule



# Why Does Pavement Fail?


- **Shade**
- **Utility Dig-Ups**
- **Dries Out**
- **Freeze – Thaw**
- **Minimal Preventive Maintenance**



- **Poor Sub-Base (Rutting)**
- **Traffic**
- **Water Infiltration (Cracks)**
- **Poor Subsurface Drainage**



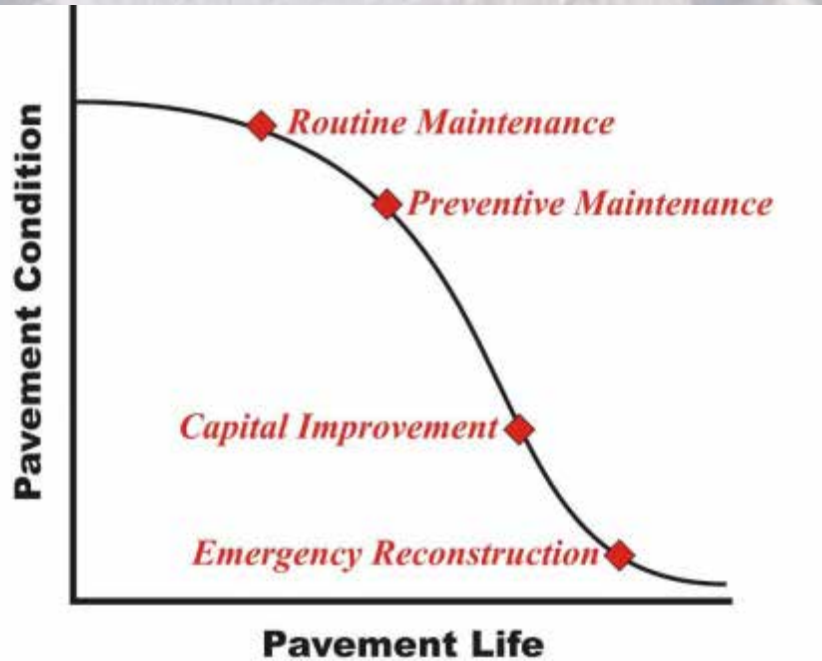
**2023 Road Work  
Schedule**



# Definitions


- **Routine Maintenance** - Consists of work that is planned and performed on a routine basis to maintain and preserve the condition of the road or to respond to specific conditions and events that restore the road network to an adequate level of service (Patching, Crack Filling, Spot Gutter Repairs, Dig Outs)
- **Preventive Maintenance** - Is a planned strategy of cost-effective treatments to an existing road network and its appurtenances that preserves the network, retards future deterioration, and maintains or improves the functional condition of the network. (Chip Seal, MicroPave, Slurry Seal) (2023 – 3.84 Miles)

- **Capital Improvement** - Is the replacement of the entire pavement structure by the placement of the equivalent or increased pavement structure. Typically involves replacement of concrete gutters and improvements to the sub-surface drainage network (Mill and Pave, Gutter Mill, and Pave) (2023 – 2.73 Miles)



*“Keep Good Roads Good”*


2023 Road Work  
Schedule





Catch Basins  
&  
Crossovers


2023 Road Work  
Schedule





Manholes


2023 Road Work  
Schedule





## Concrete Gutter

2023 Road Work  
Schedule








# Milling and Paving

# 2023 Road Work Schedule





Capital Improvement –Gutter,  
Mill, and Pave

*Last year of the 3 year project*

- High Oaks Drive
- Bromley Road
- Country Oaks Drive
- Kalleston Drive
- High Hill Drive


*Storm Sewer Work  
On-Going*

*Gutter Replacement  
On-Going*

*Paving – July*

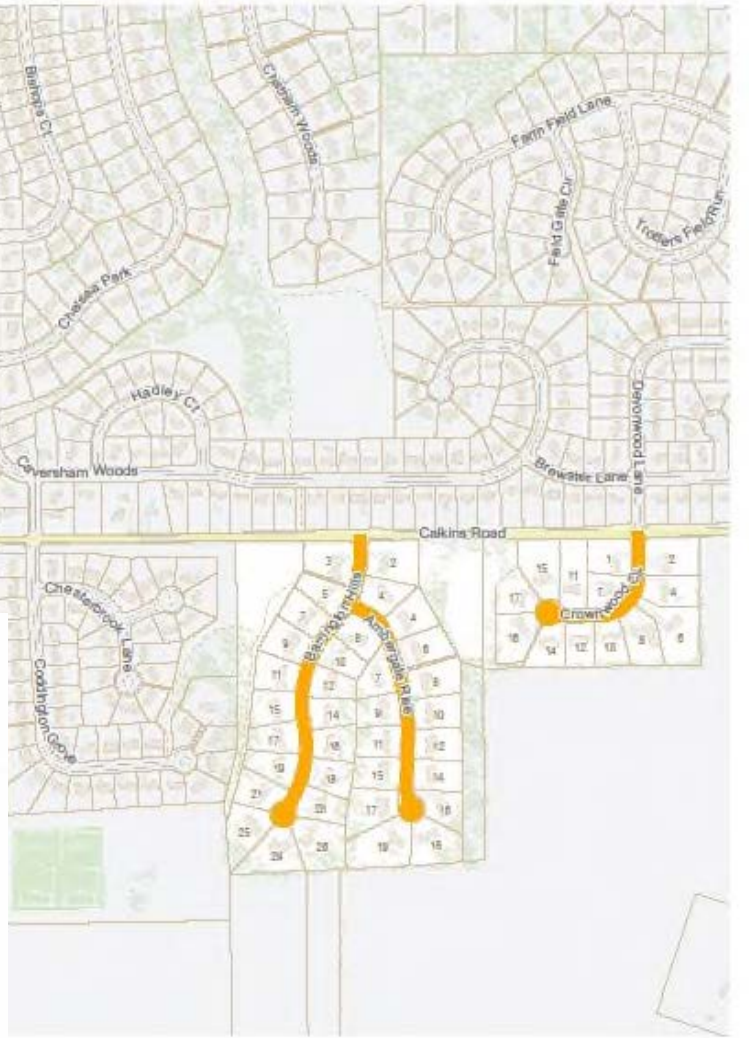
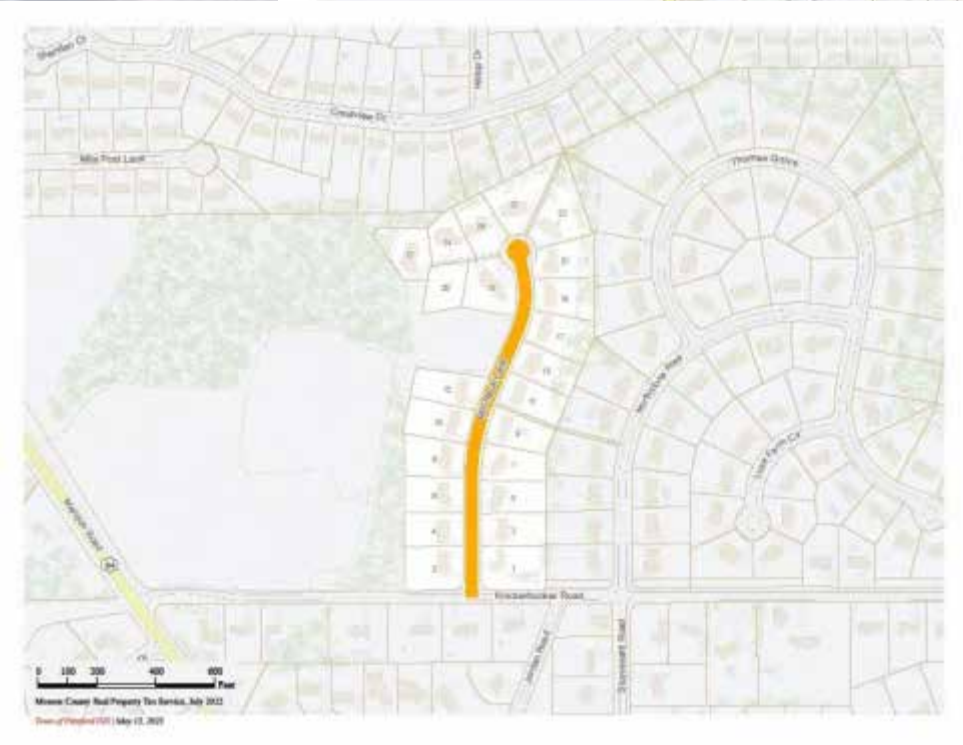


**2023 Road Work  
Schedule**




## Capital Improvement – Spot Gutter, Mill, and Pave

- Ambergate Rise
- Barrington Hills
- Mill Neck Lane
- Roxbury Lane



*Storm Sewer Investigations  
On-Going  
Paving - August*

**2023 Road Work  
Schedule**






Capital Improvement – Gutter,  
Mill, and Pave

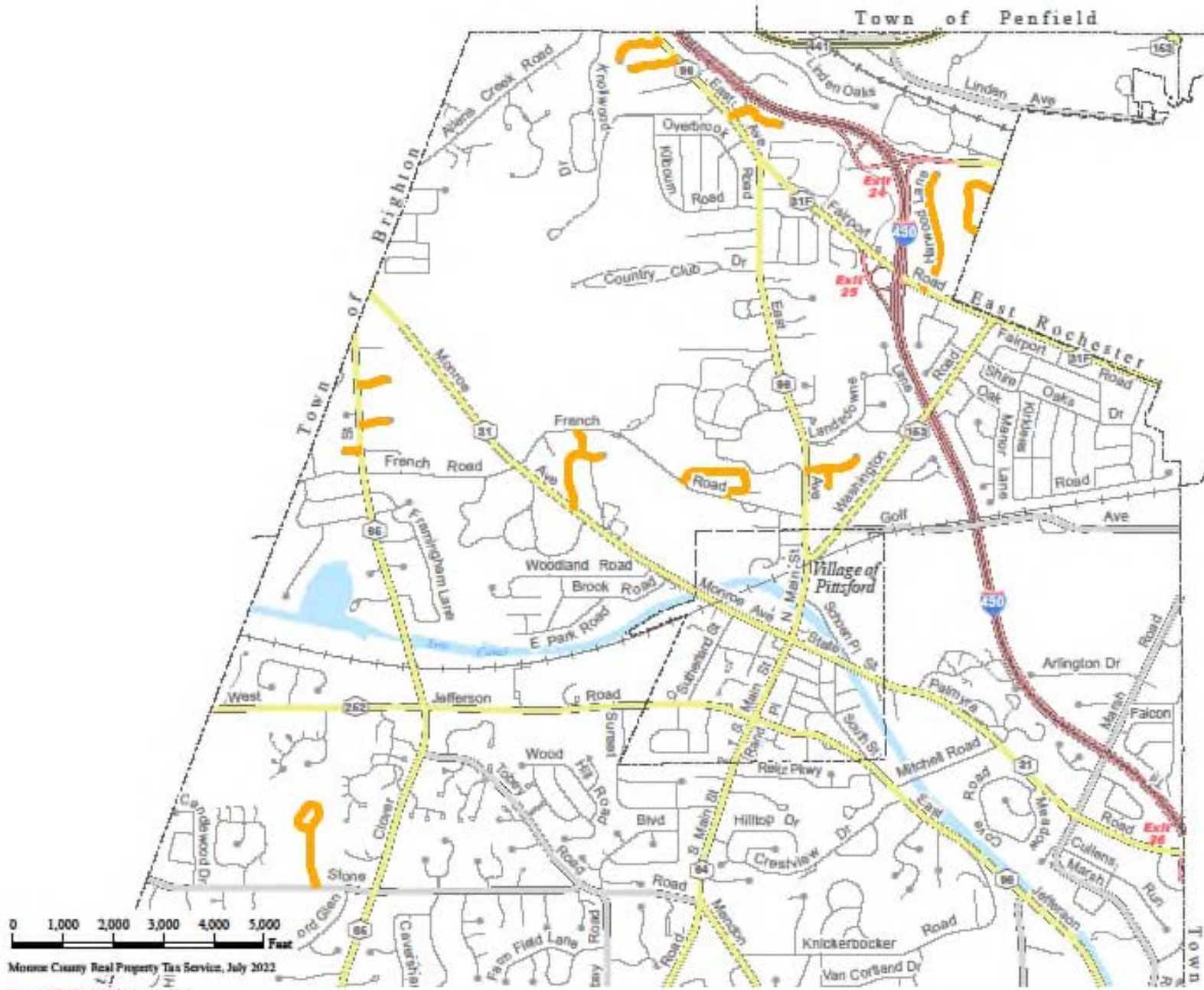
*“Bubble Road”*

- Linden Park

*Storm Sewer Work  
September*  
*Gutter and Paving  
Fall*

**2023 Road Work  
Schedule**






0 1,000 2,000 3,000 4,000 5,000 Feet  
 Monroe County Real Property Tax Service, July 2022  
 Town of Pittsford GIS | May 13, 2023

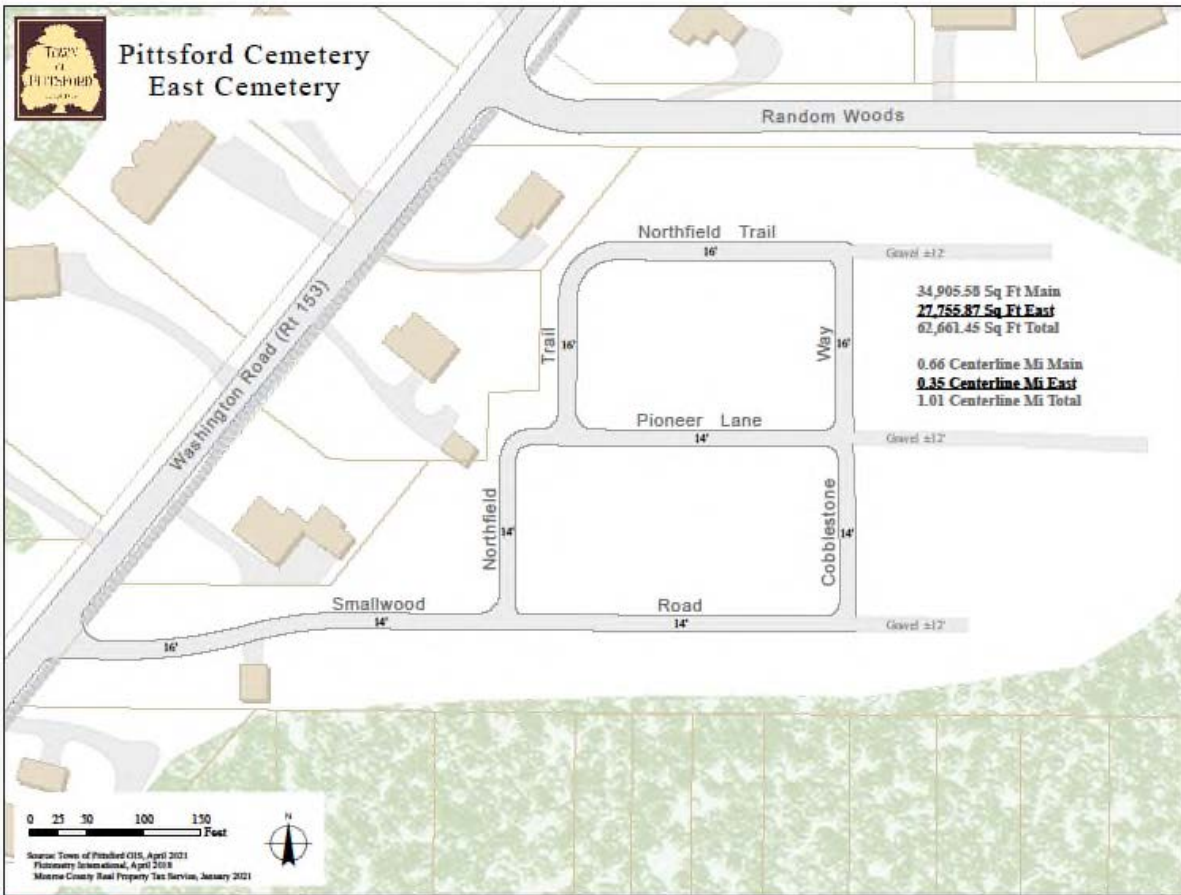
## Preventive Maintenance

- Bretton Woods Drive
- Colonial Parkway
- Creekside Lane
- Evergreen Lane
- Harleston Lane
- Harrison Circle
- Leeward Lane
- New England Drive
- Old Acre Lane
- Old Landmark Drive
- Pilgrim Circle
- Quaker Road
- Stoney Clover Lane
- Winding Road

*Prep Work - On Going*  
*Application - June*

## 2023 Road Work Schedule






## Routine Maintenance


- Crack Filling
- Patching
- Pot Hole Repairs
- Sweeping
- Catch Basin Cleaning
- Sewer Televising and Flushing

## Miscellaneous Work

- Pittsford Cemetery (East) – Cold Mix Paving Treatment
- Catch Basin Crossover Repairs as Needed
- Sewer Department Parking Lot / Old Monroe Avenue

**2023 Road Work  
 Schedule**





# Questions?


**Paul Schenkel**

**Commissioner of Public Works**

**[pschenkel@townofpittsford.org](mailto:pschenkel@townofpittsford.org)**

**248-6250**

# MEMORANDUM



To: Pittsford Town Board

From: Brian Luke, Director of Finance

Date: May 10, 2023

Regarding: Surplus Inventory

For Meeting On: May 16, 2023

Attached is a list of surplus inventory for the Town Board to declare surplus in order for it to be removed from the Town's inventory.

**Be it resolved, that the attached list of equipment be declared surplus and be removed from the Town's inventory.**

| <b>Asset #</b> | <b>Year</b> | <b>Description</b>           | <b>Department</b> | <b>Cost</b>  | <b>Disposition</b> |
|----------------|-------------|------------------------------|-------------------|--------------|--------------------|
| 19004          | 2017        | Kubota RVT-X1100 Veh. #211-2 | Sewer             | \$ 17,540.00 | Auction            |

ACCOUNTS PAYABLE LISTING  
FOR TOWN BOARD APPROVAL  
MAY 2023

| VENDOR NAME               | APPV BY | VOUCHER NO | INV #               | DESCRIPTION                              | AMOUNT          |
|---------------------------|---------|------------|---------------------|--|-----------------|
| ABVI - GOODWILL           | JRH     | 161048     | IN0013671           | 2023 APRIL SENIORS BILLING               | 2,930.40        |
|                           |         |            |                     | <b>VENDOR TOTAL</b>                      | <b>2,930.40</b> |
| ACTION TELEPHONE EXCHANGE | PJS     | 160973     | 198004252023        | AFTER HRS ANSWER SVC                     | 189.48          |
|                           |         |            |                     | <b>VENDOR TOTAL</b>                      | <b>189.48</b>   |
| ADAMS LECLAIR LLP         | BWL     | 161175     | 1655                | TELEPHONE CONFERENCE                     | 65.00           |
|                           | BWL     | 161175     | 1656                | EMAIL AND TELEPHONE CONFERENCE           | 130.00          |
|                           |         |            |                     | <b>VENDOR TOTAL</b>                      | <b>195.00</b>   |
| ADMAR SUPPLY COMPANY, INC | PJS     | 161130     | RO2033221           | BOOM RENTAL                              | 2,289.90        |
|                           |         |            |                     | <b>VENDOR TOTAL</b>                      | <b>2,289.90</b> |
| ADVENTURE IN CLIMBING     | JRH     | 161101     | 052023ADVINCLIMBING | PAYMENT FOR THE TOWN OF PITTSFORD PADDLE | 1,730.00        |
|                           |         |            |                     | <b>VENDOR TOTAL</b>                      | <b>1,730.00</b> |
| ALRO STEEL CORPORATION    | PJS     | 160956     | DDS3024RZ           | SIGNS FOR PGA                            | 255.16          |
|                           |         |            |                     | <b>VENDOR TOTAL</b>                      | <b>255.16</b>   |
| AMERICAN EQUIPMENT LLC    | PJS     | 161011     | 99078-2             | EXCAVATOR RENTAL APR                     | 3,150.00        |
|                           | PJS     | 161011     | 99078               | EXCAVATOR RENTAL FEB                     | 3,150.00        |
|                           |         |            |                     | <b>VENDOR TOTAL</b>                      | <b>6,300.00</b> |
| ARMSTRONG                 | JRH     | 161217     | MAY2023/ARMSTRONG   | MAY INSTRUCTOR PAYMENT FOR WATERCOLOR CL | 577.50          |



**ACCOUNTS PAYABLE LISTING  
FOR TOWN BOARD APPROVAL  
MAY 2023**

| VENDOR NAME                                   | APPV BY | VOUCHER<br>NO | INV #          | DESCRIPTION                              | AMOUNT          |
|---|---------|---------------|----------------|--|-----------------|
|   |         |               |                | <b>VENDOR TOTAL</b>                      | <b>577.50</b>   |
| <b>AUDIO IMAGES SOUND &amp; LIGHTING INC.</b> | JRH     | 161099        | INV-03464      | PAYMENT FOR THE TOWN OF PITTSFORD PADDLE | 5,040.00        |
|   |         |               |                | <b>VENDOR TOTAL</b>                      | <b>5,040.00</b> |
| <b>AUTO VALUE PARTS STORES</b>                | PJS     | 160927        | 644652/L       | WIPER BLADE                              | 33.48           |
|   | PJS     | 161197        | 6917-052744    | ANTI-FREEZE CHECKER FOR TUB GRINDER      | 14.88           |
|   |         |               |                | <b>VENDOR TOTAL</b>                      | <b>48.36</b>    |
| <b>AVILA - SMITH</b>                          | BWL     | 160871        | 20230418       | ASL SERVICES - MARCH & APRIL             | 300.00          |
|   |         |               |                | <b>VENDOR TOTAL</b>                      | <b>300.00</b>   |
| <b>BEAM MACK SALES &amp; SERVICE</b>          | PJS     | 161139        | 372931R        | BRAKE CHAMBERS 461                       | 286.00          |
|   |         |               |                | <b>VENDOR TOTAL</b>                      | <b>286.00</b>   |
| <b>BEEMAN</b>                                 | JRH     | 161226        | MAY2023/BEEMAN | MAY INSTRUCTOR PAYMENT FOR SENSORY & SCI | 336.00          |
|   |         |               |                | <b>VENDOR TOTAL</b>                      | <b>336.00</b>   |
| <b>BENEFIT RESOURCE, LLC</b>                  | BWL     | 160976        | 956543         | FSA MONTHLY ADMIN: APRIL                 | 150.00          |
|   |         |               |                | <b>VENDOR TOTAL</b>                      | <b>150.00</b>   |
| <b>BERGMANN ASSOCIATES</b>                    | BWL     | 160872        | 0000834631     | ZONING CODE UPDATE                       | 5,791.00        |
|   |         |               |                | <b>VENDOR TOTAL</b>                      | <b>5,791.00</b> |
| <b>BONADIO &amp; CO., LLP</b>                 | BWL     | 161122        | BN341145       | FY 2022 FINANCIAL AUDIT                  | 4,700.00        |

**ACCOUNTS PAYABLE LISTING  
FOR TOWN BOARD APPROVAL  
MAY 2023**

| VENDOR NAME             | APPV BY | VOUCHER NO | INV #               | DESCRIPTION                              | AMOUNT          |
|-------------------------|---------|------------|---------------------|--|-----------------|
| BONADIO & CO., LLP      | BWL     | 161124     | BN340981            | BILLING FY 2022 DEFERRED COMP AUDIT      | 1,250.00        |
|                         | BWL     | 161123     | BN339582            | BILLING GASB 87                          | 512.50          |
| <b>VENDOR TOTAL</b>     |         |            |                     |  | <b>6,462.50</b> |
| BRANCATO                | JRH     | 161171     | 052023BRANCATO      | 2023 MAY SENIORS PROGRAM ARMCHAIR TRAVEL | 90.00           |
| <b>VENDOR TOTAL</b>     |         |            |                     |  | <b>90.00</b>    |
| BRIDGE TOWER OP CO, LLC | BWL     | 161179     | 745604439           | REFUSE DISTRICT SEALED BIDS              | 54.54           |
|                         | BWL     | 161179     | 745606159           | PLANNING BRD PBL HRG ON5/08/23           | 65.02           |
|                         | BWL     | 161179     | 745122443           | DRHPB PUBLIC HRG ON 4/27/23              | 42.75           |
| <b>VENDOR TOTAL</b>     |         |            |                     |  | <b>162.31</b>   |
| BROWN & BROWN OF PA     | BWL     | 160883     | 20-0878127          | FISCAL 2022 GASB 75 ACTUARIAL VALUATION  | 2,450.00        |
| <b>VENDOR TOTAL</b>     |         |            |                     |  | <b>2,450.00</b> |
| CASTLE BRANCH INC       | BWL     | 160897     | 0885211-IN          | EMPLOYMENT SCREENING                     | 765.00          |
| <b>VENDOR TOTAL</b>     |         |            |                     |  | <b>765.00</b>   |
| CAVALLARO               | JRH     | 161216     | MAY2023/CAVALLARO   | MAY INSTRUCTOR PAYMENT FOR BECOMING A NO | 86.80           |
| <b>VENDOR TOTAL</b>     |         |            |                     |  | <b>86.80</b>    |
| CELEBRATIONS UNLIMITED  | JRH     | 161103     | 052023CELEBRATIONS  | PAYMENT FOR THE TOWN OF PITTSFORD PADDLE | 800.00          |
| <b>VENDOR TOTAL</b>     |         |            |                     |  | <b>800.00</b>   |
| CHASE CARD SERVICES     | AM      | 160889     | 111-6225823-0466636 | USB C TO ETHERNET ADAPTERS               | 49.57           |
|                         | AM      | 161009     | 49500287-76279598   | FOXTON BROWSER HISTORY EXAMINER-ANNUAL L | 249.00          |
|                         | AM      | 161181     | 3887677             | RENEWAL 1 YEAR STARTUP HOSTING - PITTSFO | 199.87          |

**ACCOUNTS PAYABLE LISTING  
FOR TOWN BOARD APPROVAL  
MAY 2023**

| VENDOR NAME                           | APPV BY             | VOUCHER NO | INV #               | DESCRIPTION                               | AMOUNT        |
|---------------------------------------|---------------------|------------|---------------------|---|---------------|
| <b>CHASE CARD SERVICES</b>            | AM                  | 161236     | 111-5929240-7203451 | FLUKE NETWORKS MT-8200-60-KIT             | 264.32        |
|                                       | AM                  | 161236     | 111-5929240-7203451 | ZEYAR TWIN TIP PERMANENT MARKERS, CD/DVD  | 7.79          |
|                                       | AM                  | 161236     | 111-5929240-7203451 | ZIGBEE HUB GATEWAY, SMART HOME HUB        | 65.98         |
|                                       | AM                  | 161236     | 111-7687005-0335401 | DYMO LABEL MAKER, LETRATAG 100H HANDHELD  | 39.89         |
|                                       | AM                  | 160873     | 111-1296620-4048201 | ONE WAY WINDOW FILM                       | 10.98         |
|                                       | AM                  | 160873     | 111-7786903-4038663 | RESTRICTED AREA SIGN                      | 11.99         |
|                                       | AM                  | 160873     | 111-5153374-7790634 | BATTERIES, SCREEN CLEANER, SIGN           | 59.05         |
|                                       | AM                  | 160878     | 100713518           | JAMF NOW SUBSCRIPTION (4/20/23 - 5/19/23) | 38.00         |
| <b>VENDOR TOTAL</b>                   |                     |            |                     |   | <b>996.44</b> |
| <b>CINTAS CORPORATION #411</b>        | PJS                 | 160993     | 4153748882          | RUG & MOP SERVICE                         | 296.07        |
|                                       | <b>VENDOR TOTAL</b> |            |                     |   |               |
| <b>COHEN</b>                          | JRH                 | 161094     | 052023JUMBO1        | PAYMENT FOR THE TOWN OF PITTSFORD PADDLE  | 600.00        |
|                                       | <b>VENDOR TOTAL</b> |            |                     |   |               |
| <b>COLONY HARDWARE CORP.</b>          | PJS                 | 160901     | INV-1590800         | MISC MEDICAL SUPPLIES FOR SEWER           | 96.16         |
|                                       | PJS                 | 161186     | INV-1443060         | GREEN MARKING PAINT                       | 308.79        |
|                                       | PJS                 | 161193     | 0863420             | RAKE                                      | 60.74         |
|                                       | <b>VENDOR TOTAL</b> |            |                     |   |               |
| <b>CONSTELLATION NEW ENERGY, INC.</b> | PJS                 | 161027     | 65184676701         | PITTSFORD MANOR LANE                      | 54.12         |
|                                       | PJS                 | 161027     | 65184675701         | 3950 EAST AVE KNOWLTON                    | 0.00          |
|                                       | PJS                 | 161027     | 65175319901         | 529 MARSH ROAD                            | 43.47         |
|                                       | PJS                 | 161027     | 65149363201         | 6 DOWNING DRIVE                           | 0.00          |
|                                       | PJS                 | 161028     | 65175320901         | KINGS BEND PARK                           | 6.64          |
|                                       | PJS                 | 161028     | 65175319001         | 625 MARSH ROAD                            | 0.32          |
|                                       | PJS                 | 161028     | 65175318901         | 631 MARSH ROAD                            | 0.00          |
|                                       | PJS                 | 161178     | 65205626501         | PARK RD                                   | 107.90        |
|                                       | PJS                 | 161178     | 65205625201         | DUNNEWOOD CT                              | 121.55        |
|                                       | PJS                 | 161178     | 65205626001         | BRICKSTON DR                              | 3.81          |
|                                       | PJS                 | 161178     | 65209299101         | LEHIGH STATION                            | 117.77        |
|                                       | PJS                 | 161178     | 65209657801         | CANDLEWOOD DR                             | 12.16         |

**ACCOUNTS PAYABLE LISTING  
FOR TOWN BOARD APPROVAL  
MAY 2023**

| VENDOR NAME                      | APPV BY             | VOUCHER NO | INV #           | DESCRIPTION                              | AMOUNT          |
|----------------------------------|---------------------|------------|-----------------|--|-----------------|
| CONSTELLATION NEW ENERGY, INC.   | PJS                 | 161178     | 65209707001     | GREYTHORNE HILL                          | 54.37           |
|                                  | PJS                 | 161178     | 65205625601     | POINCIANA DR                             | 7.43            |
|                                  | PJS                 | 161180     | 65205614201     | KINGS BEND                               | 50.37           |
|                                  | PJS                 | 161180     | 65205613701     | THORNELL PARK                            | 561.76          |
|                                  | PJS                 | 161180     | 65205627201     | MILE POST                                | 6.55            |
|                                  | PJS                 | 161180     | 65225251701     | PSD                                      | 162.90          |
|                                  | PJS                 | 161180     | 65225250501     | TOWN HALL                                | 733.31          |
|                                  | PJS                 | 161180     | 65205616001     | PARKS                                    | 0.00            |
|                                  | PJS                 | 161180     | 65236266901     | PORT OF PITTSFORD                        | 0.00            |
|                                  | PJS                 | 161180     | 65236270201     | LIBRARY                                  | 1,332.94        |
|                                  | PJS                 | 161180     | 65205616401     | SCC                                      | 1,462.39        |
|                                  | BWL                 | 161128     | 65209309701     | STREET LIGHTING 1-2 POLES                | 101.13          |
|                                  | BWL                 | 161128     | 65209681101     | STREET LIGHTING 3-6 POLES                | 108.19          |
|                                  | BWL                 | 161128     | 65209679701     | STREET LIGHTING TN @ LG                  | 133.19          |
|                                  | BWL                 | 161128     | 65209310401     | STREET LIGHTING 7 OR MORE                | 185.00          |
|                                  | BWL                 | 161128     | 65209682101     | STREET LIGHTING POLE MAIN                | 21.07           |
|                                  | BWL                 | 161128     | 65209683401     | STREET LIGHTING STONETN, EO              | 28.73           |
|                                  | <b>VENDOR TOTAL</b> |            |                 |  |                 |
| COOLEY GROUP, INC.               | JRH                 | 160947     | 140529-01       | REFUND CHECKS                            | 368.38          |
|                                  | <b>VENDOR TOTAL</b> |            |                 |  |                 |
| COPPOLA                          | JRH                 | 161232     | MAY2023/COPPOLA | MAY INSTRUCTOR PAYMENT FOR IRISH DANCE   | 1,958.12        |
|                                  | <b>VENDOR TOTAL</b> |            |                 |  |                 |
| CROSMAN SEED CORP                | PJS                 | 161115     | 11357           | GRASS SEED                               | 1,536.00        |
|                                  | PJS                 | 160957     | 11293           | GRASS SEED                               | 300.00          |
|                                  | PJS                 | 160996     | 11338           | GRASS SEED                               | 1,536.00        |
| <b>VENDOR TOTAL</b>              |                     |            |                 |  | <b>3,372.00</b> |
| CROWN CASTLE INTERNATIONAL CORP. | AM                  | 161052     | 1337407         | FIBER SERVICE #S269684 - 170 W. JEFFERSO | 968.52          |

**ACCOUNTS PAYABLE LISTING  
FOR TOWN BOARD APPROVAL  
MAY 2023**

| VENDOR NAME           | APPV BY | VOUCHER NO | INV #           | DESCRIPTION                              | AMOUNT           |
|-----------------------|---------|------------|-----------------|--|------------------|
|                       |         |            |                 | <b>VENDOR TOTAL</b>                      | <b>968.52</b>    |
| CYNCON EQUIPMENT INC. | PJS     | 160937     | 92044           | SWEEPER REPAIR                           | 13,714.96        |
|                       | PJS     | 161203     | 92217           | SOL/VALVE                                | 89.50            |
|                       | PJS     | 161041     | 92115           | SWEEPER PARTS                            | 158.32           |
|                       |         |            |                 | <b>VENDOR TOTAL</b>                      | <b>13,962.78</b> |
| DAVISON               | PJS     | 160891     | 042423 MKD      | MILEAGE REIMBURSE - REFUSE DISTRICTS     | 13.36            |
|                       | PJS     | 160988     | 050123MKD       | MILEAGE REIMBURSE - DMV & NOTARY         | 9.17             |
|                       |         |            |                 | <b>VENDOR TOTAL</b>                      | <b>22.53</b>     |
| DE LA COLINADOLORES   | JRH     | 161224     | MAY2023/LOURDES | MAY INSTRUCTOR PAYMENT FOR SPANISH CLASS | 1,010.80         |
|                       |         |            |                 | <b>VENDOR TOTAL</b>                      | <b>1,010.80</b>  |
| DEBBIE SUPPLY INC     | PJS     | 160932     | 665601          | DRILL BITS                               | 38.66            |
|                       | PJS     | 160940     | 665564          | SUPPLIES FOR MASON TRAILER               | 44.83            |
|                       | PJS     | 161168     | 665849          | TRAILER HOOKS & CLIPS                    | 12.75            |
|                       | PJS     | 161000     | 665649          | GASKET AND SEALANT                       | 35.19            |
|                       |         |            |                 | <b>VENDOR TOTAL</b>                      | <b>131.43</b>    |
| DECKMAN OIL COMPANY   | PJS     | 161147     | 775259          | HYDRAULIC OIL                            | 1,746.00         |
|                       | PJS     | 161145     | 775246          | ENGINE OIL                               | 286.45           |
|                       |         |            |                 | <b>VENDOR TOTAL</b>                      | <b>2,032.45</b>  |
| DEERE & COMPANY       | PJS     | 160902     | 117465629       | VEHICLE #358-3 - JOHN DEERE X390         | 5,493.18         |
|                       |         |            |                 | <b>VENDOR TOTAL</b>                      | <b>5,493.18</b>  |

ACCOUNTS PAYABLE LISTING  
FOR TOWN BOARD APPROVAL  
MAY 2023

| VENDOR NAME                                  | APPV BY | VOUCHER NO | INV #             | DESCRIPTION                              | AMOUNT          |
|--|---------|------------|-------------------|--|-----------------|
| DEMOCRAT & CHRONICLE                         | BWL     | 161106     | DC1187406         | JUNE NEWSPAPER                           | 33.00           |
|  |         |            |                   | <b>VENDOR TOTAL</b>                      | <b>33.00</b>    |
| DIRECT ENERGY BUSINESS MARKETING, LLC        | PJS     | 161133     | HS33604403        | DIRECT ENERGY TOWN WIDE AND PUMP STATION | 2,188.82        |
|  |         |            |                   | <b>VENDOR TOTAL</b>                      | <b>2,188.82</b> |
| DIVAL SAFETY EQUIP., INC                     | PJS     | 161006     | 3274782           | LATEX SAFETY GLOVES                      | 627.40          |
|  |         |            |                   | <b>VENDOR TOTAL</b>                      | <b>627.40</b>   |
| DOLORES DECOSTE - PETTY CASH                 | JRH     | 160907     | 042023CHEDIAK     | SENIORS CRAFT CLUB SUPPLIES              | 43.75           |
|  |         |            |                   | <b>VENDOR TOTAL</b>                      | <b>43.75</b>    |
| DONNELLY                                     | JRH     | 160987     | 052023JDONNELLY   | SENIORS LUNCH SUPPLIES                   | 138.89          |
|  |         |            |                   | <b>VENDOR TOTAL</b>                      | <b>138.89</b>   |
| DOWARD                                       | JRH     | 161223     | MAY2023/DOWARD    | MAY INSTRUCTOR PAYMENT FOR A HORSE'S FRI | 637.00          |
|  |         |            |                   | <b>VENDOR TOTAL</b>                      | <b>637.00</b>   |
| DUFFY'S AIS, LLC                             | PJS     | 161144     | 0010318           | ICE MACHINE REPAIR                       | 301.40          |
|  |         |            |                   | <b>VENDOR TOTAL</b>                      | <b>301.40</b>   |
| EAGLE VALE GOLF CLUB & LEARNING CENTER, INC. | JRH     | 161213     | MAY2023/EAGLE     | MAY INSTRUCTOR PAYMENT FOR GOLF          | 1,126.30        |
|  |         |            |                   | <b>VENDOR TOTAL</b>                      | <b>1,126.30</b> |
| EAST IRONDEQUOIT CENTRAL SCHOOL DISTRICT     | JRH     | 161025     | 052023EASTRIDGEHS | PAYMENT FOR THE TOWN OF PITTSFORD MEMORI | 1,500.00        |

**ACCOUNTS PAYABLE LISTING  
FOR TOWN BOARD APPROVAL  
MAY 2023**

| VENDOR NAME                               | APPV BY | VOUCHER NO | INV #          | DESCRIPTION                              | AMOUNT          |
|---|---------|------------|----------------|--|-----------------|
|   |         |            |                | <b>VENDOR TOTAL</b>                      | <b>1,500.00</b> |
| EDP, KGS, LLC                             | JRH     | 161234     | MAY2023/SSHOTS | MAY INSTRUCTOR PAYMENT FOR SOCCER SHOTS  | 5,386.50        |
|   |         |            |                | <b>VENDOR TOTAL</b>                      | <b>5,386.50</b> |
| EMPIRE TENNIS, LLC                        | JRH     | 161209     | MAY2023/SPEIRS | MAY INSTRUCTOR PAYMENT FOR GROUP TENNIS  | 606.90          |
|   |         |            |                | <b>VENDOR TOTAL</b>                      | <b>606.90</b>   |
| ENVIRONMENTAL PRODUCTS & ACCESSORIES, LLC | PJS     | 161014     | 264195         | HOSES AND FITTINGS                       | 476.57          |
|   |         |            |                | <b>VENDOR TOTAL</b>                      | <b>476.57</b>   |
| EVEVSKY                                   | JRH     | 160985     | 5093           | 2023 APRIL SENIORS TAI CHI, SUN AND GET  | 620.00          |
|   |         |            |                | <b>VENDOR TOTAL</b>                      | <b>620.00</b>   |
| F.W. WEBB COMPANY                         | PJS     | 161184     | 80671457       | 12" DRAIN COVERS                         | 297.36          |
|   |         |            |                | <b>VENDOR TOTAL</b>                      | <b>297.36</b>   |
| FAIRPORT CHILDREN'S THEATER               | JRH     | 161233     | MAY2023/ROCHA  | MAY INSTRUCTOR PAYMENT FOR DISNEYS ALADD | 2,170.00        |
|   |         |            |                | <b>VENDOR TOTAL</b>                      | <b>2,170.00</b> |
| FINGER LAKES CASTLE                       | PJS     | 161055     | 873429         | BALANCE FROM REBATE                      | 49.50           |
|   | PJS     | 161015     | 876833         | SHOP CHEMICALS                           | 104.04          |
|   | PJS     | 161200     | 877263         | GLOVES, FLUID                            | 239.06          |
|   |         |            |                | <b>VENDOR TOTAL</b>                      | <b>392.60</b>   |

**ACCOUNTS PAYABLE LISTING  
FOR TOWN BOARD APPROVAL  
MAY 2023**

| VENDOR NAME                                   | APPV BY | VOUCHER NO | INV #                 | DESCRIPTION                              | AMOUNT          |
|---|---------|------------|-----------------------|--|-----------------|
| <b>FINGER LAKES MULCH &amp; SOIL PRODUCTS</b> | PJS     | 161004     | 23-01211              | PLAYGROUND SURFACING                     | 2,692.50        |
|   |         |            |                       | <b>VENDOR TOTAL</b>                      | <b>2,692.50</b> |
| <b>FJ1, LLC</b>                               | JRH     | 161212     | MAY2023/JOYNER        | MAY INSTRUCTOR PAYMENT FOR FLAG FOOTBALL | 1,365.00        |
|   |         |            |                       | <b>VENDOR TOTAL</b>                      | <b>1,365.00</b> |
| <b>FLEET PRIDE</b>                            | PJS     | 161143     | 107616063             | AIR CYLINDERS 451                        | 294.09          |
|   | PJS     | 161042     | 107566944             | EAGER BEAVER TRAILER                     | 246.86          |
|   |         |            |                       | <b>VENDOR TOTAL</b>                      | <b>540.95</b>   |
| <b>FLEISCHMANN</b>                            | JRH     | 161092     | 052023SONHENRY        | PAYMENT FOR THE TOWN OF PITTSFORD PADDLE | 500.00          |
|   |         |            |                       | <b>VENDOR TOTAL</b>                      | <b>500.00</b>   |
| <b>FORBES COURT REPORTING SERVICES, LLC</b>   | VN      | 160968     | 4                     | APRIL 2023 STENO                         | 360.00          |
|   |         |            |                       | <b>VENDOR TOTAL</b>                      | <b>360.00</b>   |
| <b>FRONTIER COMMUNICATIONS</b>                | VN      | 160975     | 42223                 | APRIL 2023 PHONE BILL                    | 60.10           |
|   | AM      | 161051     | 0501/6430-092614-6    | 6430 KBP NORTH PHONE SERVICE 5/1/23 - 5/ | 70.30           |
|   | JRH     | 161018     | 052023RECDEPT         | REC TELEPHONE SERVICES 4/22/2023-5/21/20 | 61.88           |
|   | JRH     | 161017     | 052023SRSDEPT         | SENIORS TELEPHONE SERVICES 4/22/2023-5/2 | 60.84           |
|   | BWL     | 161098     | 585-100-2618-050219-6 | MONTHLY PHONE PYMT                       | 1,227.59        |
|   | PJS     | 160989     | 585-248-3897-052517-6 | PSD FIRE SECURITY                        | 61.46           |
|   | PJS     | 160989     | 585-248-2520-052517-6 | PARKS FIRE SECURITY                      | 59.67           |
|   | PJS     | 160990     | 585-248-6202-052517-6 | TOWN HALL FIRE SEC                       | 391.43          |
|   | PJS     | 160990     | 585-586-4739-052517-6 | SCC ELEVATOR FIRE SEC                    | 91.38           |
|   | PJS     | 160990     | 585-248-6205-052517-6 | HIGHWAY FIRE SEC                         | 59.67           |
|   | PJS     | 160990     | 585-198-6080-060617-6 | COURT FIRE SEC                           | 0.00            |
|   | PJS     | 160990     | 585-385-3241-052517-6 | LIBRARY FIRE SEC                         | 0.00            |
|   | PJS     | 160992     | 585-100-1313-010717-6 | PSD PUMP STATIONS                        | 589.31          |
|   | PJS     | 160992     | 585-218-9325-061517-6 | AUTUMN WOODS                             | 52.73           |



**ACCOUNTS PAYABLE LISTING  
FOR TOWN BOARD APPROVAL  
MAY 2023**

| VENDOR NAME                                    | APPV BY | VOUCHER NO | INV #               | DESCRIPTION                              | AMOUNT          |
|--|---------|------------|---------------------|--|-----------------|
|  |         |            |                     | <b>VENDOR TOTAL</b>                      | <b>2,786.36</b> |
| FULMORE  | JRH     | 161225     | MAY2023/FULMORE     | MAY INSTRUCTOR PAYMENT FOR FIRST AID FOR | 101.50          |
|  |         |            |                     | <b>VENDOR TOTAL</b>                      | <b>101.50</b>   |
| GATES KEYSTONE CLUB POLICE PIPES & DRUMS       | JRH     | 161023     | 052023GATESKEYSTONE | PAYMENT FOR THE TOWN OF PITTSFORD MEMORI | 750.00          |
|  |         |            |                     | <b>VENDOR TOTAL</b>                      | <b>750.00</b>   |
| GENERAL WELDING AND FABRICATION                | PJS     | 161150     | 34641               | TRAILER LIGHT                            | 8.99            |
|  | PJS     | 161142     | 9683553888          | BATTERY DISCONNECT SWITCH                | 79.58           |
|  | PJS     | 160960     | 34607               | WIRES                                    | 30.45           |
|  |         |            |                     | <b>VENDOR TOTAL</b>                      | <b>119.02</b>   |
| GOTTA III                                      | JRH     | 160981     | GC230428            | 2023 APRIL SENIORS SQUARE DANCE CALLING  | 75.00           |
|  |         |            |                     | <b>VENDOR TOTAL</b>                      | <b>75.00</b>    |
| GRAINGER, INC.                                 | PJS     | 160917     | 9676439848          | MISC PLUMBING/ELECTRICAL                 | 1,234.77        |
|  | PJS     | 161140     | 9682270013          | WATER PUMP 458                           | 762.83          |
|  | PJS     | 161140     | 9685546260          | WATER PUMP 458                           | 143.40          |
|  | PJS     | 160962     | 9679554155          | PARTS FOR PRESSURE WASHER                | 20.16           |
|  | PJS     | 160893     | 9674175428          | REPLACE HEATER GRILLES SCC               | 183.78          |
|  |         |            |                     | <b>VENDOR TOTAL</b>                      | <b>2,344.94</b> |
| GRASSLAND EQUIPMENT AND IRRIGATION CORPORATION | PJS     | 161109     | 1334775             | PULLEY ASS'Y                             | 267.00          |
|  |         |            |                     | <b>VENDOR TOTAL</b>                      | <b>267.00</b>   |
| HADLOCK PAINT CO. INC.                         | PJS     | 161118     | P0144733            | BLUE PAINT COLORANT                      | 70.70           |

**ACCOUNTS PAYABLE LISTING  
FOR TOWN BOARD APPROVAL  
MAY 2023**

| VENDOR NAME            | APPV BY | VOUCHER NO | INV #          | DESCRIPTION                              | AMOUNT          |
|------------------------|---------|------------|----------------|--|-----------------|
| HADLOCK PAINT CO. INC. | PJS     | 161151     | P0145029       | PAINT                                    | 24.25           |
|                        |         |            |                | <b>VENDOR TOTAL</b>                      | <b>94.95</b>    |
| HADLOCK'S ACE HARDWARE | PJS     | 160933     | 002353         | EXTENTION CORD/OUTLETS FOR MASON TRAILER | 117.42          |
|                        | PJS     | 160939     | 002372         | SELF TAPPING SCREWS                      | 24.99           |
|                        | PJS     | 160939     | 002373         | TORCH KIT                                | 54.99           |
|                        | PJS     | 161146     | 002450         | TOOLS                                    | 628.90          |
|                        | PJS     | 160952     | 002384         | SAWZAW BLADES, STRAPS,HAND LOPPERS       | 44.98           |
|                        | PJS     | 160952     | 002386         | SAWZAW BLADES, STRAPS,HAND LOPPERS       | 46.98           |
|                        | PJS     | 160952     | 002389         | SAWZAW BLADES, STRAPS,HAND LOPPERS       | 19.99           |
|                        | PJS     | 160954     | 002392         | HOOKS FOR TRAILER                        | 33.36           |
|                        | PJS     | 160964     | 002401         | HAND TRUCK                               | 79.99           |
|                        | PJS     | 161040     | 002431         | SCREWS, WASHERS, PIPE FITTINGS           | 33.99           |
|                        | PJS     | 161040     | 002428         | SCREWS, WASHERS, PIPE FITTINGS           | 13.27           |
|                        | PJS     | 161040     | 002433         | SCREWS, WASHERS, PIPE FITTINGS           | 34.14           |
|                        | PJS     | 161040     | 002434         | CREDIT                                   | -27.15          |
|                        | PJS     | 161046     | 002418         | PLUMBING SUPPLIES                        | 29.94           |
|                        | PJS     | 161046     | 002419         | PARTS FOR THE MASON TRAILER              | 173.12          |
|                        | PJS     | 161046     | 002409         | PARTS FOR THE MASON TRAILER              | 42.53           |
|                        | PJS     | 161169     | 002460         | TRAILER PADS                             | 70.96           |
|                        | PJS     | 161169     | 002462         | TRAILER PADS                             | -13.99          |
|                        | PJS     | 161166     | 002438         | PIPE WRENCHES/LINE TRIMMER               | 82.56           |
|                        | PJS     | 161166     | 002456         | PIPE WRENCHES/LINE TRIMMER               | 16.99           |
|                        | PJS     | 161189     | 002477         | DAWN SOAP, TOW STRAP,SCREWDRIVERS        | 129.90          |
|                        |         |            |                | <b>VENDOR TOTAL</b>                      | <b>1,637.86</b> |
| HANSON                 | JRH     | 161235     | MAY2023/HANSON | MAY INSTRUCTOR PAYMENT FOR BALLE         | 2,220.00        |
|                        |         |            |                | <b>VENDOR TOTAL</b>                      | <b>2,220.00</b> |
| HARRIS BEACH PLLC      | BWL     | 160886     | 422277         | PREPARATION OF BOND RESOLUTION           | 3,200.00        |
|                        | BWL     | 160915     | 8913670        | SPECIAL COUNSEL MATTERS                  | 104.00          |
|                        |         |            |                | <b>VENDOR TOTAL</b>                      | <b>3,304.00</b> |

**ACCOUNTS PAYABLE LISTING  
FOR TOWN BOARD APPROVAL  
MAY 2023**

| VENDOR NAME                                 | APPV BY | VOUCHER NO | INV #     | DESCRIPTION                              | AMOUNT              |
|---|---------|------------|-----------|--|---------------------|
| HAUN WELDING SUPPLY, INC.                   | PJS     | 161153     | 8903658   | OXYGEN REFILL                            | 69.45               |
|   |         |            |           |  | <b>VENDOR TOTAL</b> |
| HAWK COLLISION & FRAME                      | PJS     | 161141     | 1605      | INSPECTION                               | 20.00               |
|   | PJS     | 161148     | 1590      | 452 INSPECTION                           | 20.00               |
|   |         |            |           | <b>VENDOR TOTAL</b>                      | <b>40.00</b>        |
| HEIDELBERG MATERIALS NORTHEAST NEW YORK LLC | PJS     | 160929     | 679109    | 144 ELLINGWOOD                           | 534.60              |
|   | PJS     | 160969     | 4285066   | CRUSHER RUN FOR PARKS                    | 477.96              |
|   | PJS     | 161190     | 4298921   | PATCH                                    | 258.44              |
|   |         |            |           | <b>VENDOR TOTAL</b>                      | <b>1,271.00</b>     |
| HERZOG                                      | JRH     | 160949     | 111       | 2023 APRIL SENIORS PROGRAM LINE DANCING  | 280.00              |
|   |         |            |           |  | <b>VENDOR TOTAL</b> |
| HILLYARD, INC.                              | PJS     | 161031     | 605094682 | CLEANING AND PAPER SUPPLIES ALL BUILDING | 762.88              |
|   |         |            |           |  | <b>VENDOR TOTAL</b> |
| HOME DEPOT                                  | PJS     | 161113     | 7025256   | HOSE AND NOZZLES                         | 88.92               |
|   | PJS     | 161154     | 3025860   | NOZZLE                                   | 12.98               |
|   | PJS     | 161183     | 2092119   | SAW SHARPENING KIT                       | 16.77               |
|   | PJS     | 160926     | 6015515   | LUMBER                                   | 242.09              |
|   | PJS     | 160925     | 3022656   | LUMBER, SHELVES FOR MASON TRAILER        | 177.84              |
|   | PJS     | 160925     | 4022537   | LUMBER, SHELVES FOR MASON TRAILER        | 320.81              |
|   | PJS     | 161134     | 6625023   | LEAF RAKES/DAWN                          | 571.14              |
|   | PJS     | 160965     | 5033452   | LUMBER                                   | 19.78               |
|   | PJS     | 161039     | 4010062   | LUMBER                                   | 54.83               |
|   | PJS     | 161013     | 1613265   | OSCILLATING MULTI TOOL                   | 99.00               |
|   | PJS     | 161013     | 1075278   | OSCILLATING MULTI TOOL                   | 99.00               |
|   | PJS     | 161005     | 4022496   | WIRE FENCING, KNEE PADS, SHOWER HEAD     | 150.96              |
|   | PJS     | 161005     | 2075200   | 300' TAPE                                | 35.97               |

**ACCOUNTS PAYABLE LISTING  
FOR TOWN BOARD APPROVAL  
MAY 2023**

| VENDOR NAME                               | APPV BY | VOUCHER NO | INV #           | DESCRIPTION                              | AMOUNT           |
|---|---------|------------|-----------------|--|------------------|
|   |         |            |                 | <b>VENDOR TOTAL</b>                      | <b>1,890.09</b>  |
| HYNES CONCRETE CONTRACTOR INCORPORATED    | PJS     | 160875     | 1028            | SIDEWALK FOR PAVILION                    | 15,652.00        |
|   |         |            |                 | <b>VENDOR TOTAL</b>                      | <b>15,652.00</b> |
| ILLUMINATING EXPRESSIONS DISTRIBUTION LLC | PJS     | 160877     | 0016864-4035    | NEW LIGHTS - FRONT OF TH                 | 570.00           |
|   |         |            |                 | <b>VENDOR TOTAL</b>                      | <b>570.00</b>    |
| INTERSTATE BATTERY SYSTEM                 | PJS     | 161136     | 24539289        | LOADER 474                               | 237.89           |
|   | PJS     | 160951     | 244582309       | BATTERIES                                | 227.89           |
|   |         |            |                 | <b>VENDOR TOTAL</b>                      | <b>465.78</b>    |
| INTIVITY, INC.                            | PJS     | 161165     | 1841122-0       | SCREEN WIPES                             | 41.08            |
|   | JRH     | 160909     | 1842578-0       | OFFICE SUPPLIES                          | 327.02           |
|   | JRH     | 160911     | 1843090-0       | OFFICE SUPPLIES                          | 31.35            |
|   | JRH     | 160950     | C1840852-0      | SENIORS OFFICE SUPPLIES RETURN           | -21.32           |
|   |         |            |                 | <b>VENDOR TOTAL</b>                      | <b>378.13</b>    |
| IRON MOUNTAIN, INC                        | RMN     | 161036     | HLYR703         | RECORD RETENTION-05/01/2023-05/31/2023   | 919.48           |
|   |         |            |                 | <b>VENDOR TOTAL</b>                      | <b>919.48</b>    |
| JACKSON                                   | JRH     | 161104     | 062023EIGHTDAYS | PAYMENT FOR THE TOWN OF PITTSFORD SUMMER | 600.00           |
|   |         |            |                 | <b>VENDOR TOTAL</b>                      | <b>600.00</b>    |
| JAMESTOWN ADVANCED PRODUCT, CORP.         | PJS     | 161117     | 105835          | BENCHES FOR GEP                          | 2,045.52         |

ACCOUNTS PAYABLE LISTING  
FOR TOWN BOARD APPROVAL  
MAY 2023

| VENDOR NAME                             | APPV BY | VOUCHER NO | INV #            | DESCRIPTION                              | AMOUNT          |
|---|---------|------------|------------------|--|-----------------|
|   |         |            |                  | <b>VENDOR TOTAL</b>                      | <b>2,045.52</b> |
| JAMF SOFTWARE, LLC                      | AM      | 160942     | INV319083        | JAMF NOW ANNUAL SUBSCRIPTION (APR 2023-  | 456.00          |
|   |         |            |                  | <b>VENDOR TOTAL</b>                      | <b>456.00</b>   |
| JESSIE HOLLENBECK - PETTY CASH          | JRH     | 161049     | 052023PETTYCASH  | FRAMES                                   | 45.97           |
|   |         |            |                  | <b>VENDOR TOTAL</b>                      | <b>45.97</b>    |
| KAWCZYNSKI                              | JRH     | 160982     | 042023KAWCZYNSKI | 2023 APRIL SENIORS YOGA CLASSES          | 210.00          |
|   |         |            |                  | <b>VENDOR TOTAL</b>                      | <b>210.00</b>   |
| KIMBALL - MIDWEST                       | PJS     | 160961     | 100991122        | SCREWS                                   | 96.00           |
|   |         |            |                  | <b>VENDOR TOTAL</b>                      | <b>96.00</b>    |
| KOVALSKY-CARR ELECTRIC SUPPLY CO., INC. | PJS     | 160879     | S2026238.001     | LED LIGHT BULBS                          | 144.00          |
|   |         |            |                  | <b>VENDOR TOTAL</b>                      | <b>144.00</b>   |
| LAKESIDE TOOL, INC.                     | PJS     | 160945     | 326266           | OIL PUMP                                 | 132.72          |
|   | PJS     | 161196     | 326558           | SANDER TOOL                              | 449.00          |
|   |         |            |                  | <b>VENDOR TOTAL</b>                      | <b>581.72</b>   |
| LANE                                    | JRH     | 161093     | 052023HEYMABEL   | PAYMENT FOR THE TOWN OF PITTSFORD PADDLE | 450.00          |
|   |         |            |                  | <b>VENDOR TOTAL</b>                      | <b>450.00</b>   |
| LASKEY                                  | JRH     | 161172     | 052023LASKEY     | RECREATION CONFERENCE REIMBURSEMENT      | 387.14          |

**ACCOUNTS PAYABLE LISTING  
FOR TOWN BOARD APPROVAL  
MAY 2023**

| VENDOR NAME                       | APPV BY | VOUCHER<br>NO | INV #            | DESCRIPTION                              | AMOUNT          |
|-----------------------------------|---------|---------------|------------------|--|-----------------|
|                                   |         |               |                  | <b>VENDOR TOTAL</b>                      | <b>387.14</b>   |
| LEWIS GENERAL TIRES, INC.         | PJS     | 160923        | 166234           | TIRES FOR DUMP TRUCK                     | 2,855.90        |
|                                   | PJS     | 161003        | 166317           | TIRES 335-2                              | 790.54          |
|                                   |         |               |                  | <b>VENDOR TOTAL</b>                      | <b>3,646.44</b> |
| LOWES CREDIT SERVICES             | PJS     | 161033        | 35099            | CONCRETE SEASLER/WORK GLOVES/MISC HW     | 100.97          |
|                                   |         |               |                  | <b>VENDOR TOTAL</b>                      | <b>100.97</b>   |
| M R B GROUP                       | BWL     | 160888        | 49180            | SUBDIVISON/SITE REVIEW - COVENTRY RIDGE  | 102.50          |
|                                   | BWL     | 160888        | 49182            | SUBDIVISION/SITE REVIEW - ST JOHN FISHER | 102.50          |
|                                   |         |               |                  | <b>VENDOR TOTAL</b>                      | <b>205.00</b>   |
| M.E. SERVICES COMMUNICATION, INC. | VN      | 160974        | 24315            | CHINESE INTERPRETER 4/20 COURT APPEARANC | 65.00           |
|                                   | VN      | 160892        | 24301            | SPANISH INTERPRETER 4/6/23               | 97.50           |
|                                   |         |               |                  | <b>VENDOR TOTAL</b>                      | <b>162.50</b>   |
| MACEDON EXCAVATING & PAVING INC   | PJS     | 160971        | 20762            | TOPSOIL                                  | 336.00          |
|                                   | PJS     | 160972        | 20763            | TOPSOIL                                  | 1,008.00        |
|                                   |         |               |                  | <b>VENDOR TOTAL</b>                      | <b>1,344.00</b> |
| MAGGIO                            | JRH     | 161219        | MAY2023/MAGGIO   | MAY INSTRUCTOR PAYMENT FOR MA FOR WOMEN  | 120.68          |
|                                   |         |               |                  | <b>VENDOR TOTAL</b>                      | <b>120.68</b>   |
| MAGLIATO                          | JRH     | 161214        | MAY2023/MAGLIATO | MAY INSTRUCTOR PAYMENT FOR WIGGLES, AND  | 949.90          |

**ACCOUNTS PAYABLE LISTING  
FOR TOWN BOARD APPROVAL  
MAY 2023**

| VENDOR NAME                         | APPV BY | VOUCHER<br>NO | INV #               | DESCRIPTION                              | AMOUNT        |
|-------------------------------------|---------|---------------|---------------------|--|---------------|
|                                     |         |               |                     | <b>VENDOR TOTAL</b>                      | <b>949.90</b> |
| <b>MCCLIVE ENTERPRISES, LLC</b>     | JRH     | 161026        | 052023MCCLIVE       | PAYMENT FOR THE TOWN OF PITTSFORD MEMORI | 325.00        |
|                                     |         |               |                     | <b>VENDOR TOTAL</b>                      | <b>325.00</b> |
| <b>MCCONNOCHIEGORDON</b>            | JRH     | 161210        | MAY2023/MCCONNOCHIE | MAY INSTRUCTOR PAYMENT FOR WILDLIFE HABI | 44.10         |
|                                     |         |               |                     | <b>VENDOR TOTAL</b>                      | <b>44.10</b>  |
| <b>MCVEAN</b>                       | JRH     | 161230        | MAY2023/MCVEAN      | MAY INSTRUCTOR PAYMENT FOR AEROBICS      | 977.86        |
|                                     |         |               |                     | <b>VENDOR TOTAL</b>                      | <b>977.86</b> |
| <b>MILLER</b>                       | JRH     | 161215        | MAY2023/MILLER      | MAY INSTRUCTOR PAYMENT FOR JUST DANCE    | 341.90        |
|                                     |         |               |                     | <b>VENDOR TOTAL</b>                      | <b>341.90</b> |
| <b>MIS OF AMERICA INC</b>           | PJS     | 161032        | 77837               | COOLING TOWER INSPECTION AND DISINFECTIO | 320.00        |
|                                     |         |               |                     | <b>VENDOR TOTAL</b>                      | <b>320.00</b> |
| <b>MITCHELL1</b>                    | PJS     | 161057        | IB29191905          | MAY BILLING                              | 399.36        |
|                                     |         |               |                     | <b>VENDOR TOTAL</b>                      | <b>399.36</b> |
| <b>MONROE COUNTY LIBRARY SYSTEM</b> | BWL     | 161035        | 12538               | UMS CHARGES NOV 2022 - APR 2023          | 232.27        |
|                                     |         |               |                     | <b>VENDOR TOTAL</b>                      | <b>232.27</b> |
| <b>MONROE COUNTY WATER</b>          | PJS     | 161177        | 183589              | 631 MARSH RD                             | 120.80        |
|                                     | PJS     | 161177        | 183588              | WILLARD PARK                             | 184.76        |

**ACCOUNTS PAYABLE LISTING  
FOR TOWN BOARD APPROVAL  
MAY 2023**

| VENDOR NAME                      | APPV BY      | VOUCHER NO | INV #            | DESCRIPTION                   | AMOUNT                                   |                 |
|----------------------------------|--------------|------------|------------------|-------------------------------|--|-----------------|
| <b>MONROE COUNTY WATER</b>       | PJS          | 161177     | 183587           | 480 MENDON RD                 | 196.16                                   |                 |
|                                  | PJS          | 161177     | 83938            | COPPER BEECH PK               | 25.97                                    |                 |
|                                  | PJS          | 161177     | 90517            | TOWN HALL                     | 93.35                                    |                 |
|                                  | PJS          | 161177     | 90633            | SCC                           | 371.68                                   |                 |
|                                  | PJS          | 161177     | 62330            | MILE POST                     | 23.66                                    |                 |
|                                  | PJS          | 161177     | 60025            | PARKS                         | 46.98                                    |                 |
|                                  | PJS          | 161177     | 73161            | HIGHWAY                       | 352.60                                   |                 |
|                                  | PJS          | 161177     | 161736           | KINGS BEND                    | 91.50                                    |                 |
|                                  | PJS          | 161177     | 90132            | PORT OF PITTSFORD             | 59.15                                    |                 |
|                                  | PJS          | 161177     | 90249            | LIBRARY                       | 543.90                                   |                 |
|                                  | PJS          | 161177     | 183815           | BARKER RD PK                  | 184.76                                   |                 |
|                                  | PJS          | 161164     | 90526            | REITZ PKWY                    | 25.95                                    |                 |
|                                  | PJS          | 161164     | 82288            | PSD                           | 607.28                                   |                 |
|                                  |              |            |                  |                               | <b>VENDOR TOTAL</b>                      | <b>2,928.50</b> |
|                                  | <b>MORAN</b> | JRH        | 161227           | MAY2023/MORAN                 | MAY INSTRUCTOR PAYMENT FOR FIT HOMEBODIE | 27.65           |
|                                  |              |            |                  | <b>VENDOR TOTAL</b>           | <b>27.65</b>                             |                 |
| <b>MORRISON EXCAVATING, INC.</b> | PJS          | 160928     | 44018            | TOPSOIL                       | 336.00                                   |                 |
|                                  | PJS          | 160884     | 44011            | TOPSOIL                       | 84.00                                    |                 |
|                                  |              |            |                  | <b>VENDOR TOTAL</b>           | <b>420.00</b>                            |                 |
| <b>MOSAKOWSKI</b>                | JRH          | 160906     | 042023MOSAKOWSKI | SENIORS CHAPERONE LUNCH       | 15.00                                    |                 |
|                                  |              |            |                  | <b>VENDOR TOTAL</b>           | <b>15.00</b>                             |                 |
| <b>MOTION INDUSTRIES</b>         | PJS          | 161132     | 00217590         | VIBCO ROLLER                  | 2,973.61                                 |                 |
|                                  |              |            |                  | <b>VENDOR TOTAL</b>           | <b>2,973.61</b>                          |                 |
| <b>MUNICIPAL SOLUTIONS, INC</b>  | BWL          | 161125     | 19071            | CONTINUING DISCLOSURE FY 2022 | 2,100.00                                 |                 |
|                                  | BWL          | 160896     | 19012            | FEES RELATED TO DEBT ISSUANCE | 796.50                                   |                 |
|                                  | BWL          | 160896     | 19013            | FEES RELATED TO DEBT ISSUANCE | 1,107.00                                 |                 |



ACCOUNTS PAYABLE LISTING  
FOR TOWN BOARD APPROVAL  
MAY 2023

| VENDOR NAME                               | APPV BY | VOUCHER NO | INV #          | DESCRIPTION                              | AMOUNT          |
|---|---------|------------|----------------|--|-----------------|
|   |         |            |                | <b>VENDOR TOTAL</b>                      | <b>4,003.50</b> |
| <b>MURRAY</b>                             | JRH     | 161220     | MAY2023/MURRAY | MSY INSTRUCTOR PAYMENT FOR PA & DOLL ADV | 560.00          |
|   |         |            |                | <b>VENDOR TOTAL</b>                      | <b>560.00</b>   |
| <b>NAPA AUTO PARTS</b>                    | PJS     | 161108     | 6917-052313    | BATTERY TERMINAL CONNECTOR               | 6.99            |
|   | PJS     | 161112     | 6917-052407    | TRAILER LIGHT                            | 8.49            |
|   | PJS     | 160944     | 6917-051148    | DIFFERENTIAL OIL                         | 285.27          |
|   |         |            |                | <b>VENDOR TOTAL</b>                      | <b>300.75</b>   |
| <b>NOCO ENERGY CORP.</b>                  | PJS     | 160936     | SP12573132     | 100.7 GALLONS                            | 305.36          |
|   | PJS     | 160936     | SP12574715     | 225.8 GALLONS                            | 672.52          |
|   | PJS     | 160936     | SP12570669     | 612.60 GALLONS                           | 1,857.65        |
|   | PJS     | 161129     | SP12577501     | 230.30 GALLONS                           | 685.92          |
|   | PJS     | 161137     | SP12581695     | 400.4 GALLONS                            | 1,120.68        |
|   | PJS     | 161199     | SP12583669     | 172.90 GALLONS                           | 450.20          |
|   |         |            |                | <b>VENDOR TOTAL</b>                      | <b>5,092.33</b> |
| <b>NORTHERN NURSERIES, INC.</b>           | PJS     | 160970     | 131350         | TREES & SHRUBS FOR SCC                   | 631.00          |
|   | PJS     | 160995     | 131347         | TREES AND BUSH                           | 489.50          |
|   |         |            |                | <b>VENDOR TOTAL</b>                      | <b>1,120.50</b> |
| <b>NORTHERN STAR MEDICAL HEALTH, PLLC</b> | BWL     | 161100     | 7858           | EMPLOYEE SCREENING                       | 405.00          |
|   |         |            |                | <b>VENDOR TOTAL</b>                      | <b>405.00</b>   |
| <b>NORTHERN SUPPLY INC</b>                | PJS     | 160922     | 101604         | CREDIT                                   | -2,750.00       |
|   | PJS     | 160922     | 113813         | DOZER BLADES                             | 2,057.50        |
|   | PJS     | 160922     | 113823         | DOZER BLADES                             | 2,162.50        |

**ACCOUNTS PAYABLE LISTING  
FOR TOWN BOARD APPROVAL  
MAY 2023**

| VENDOR NAME                              | APPV BY | VOUCHER NO | INV #          | DESCRIPTION                           | AMOUNT          |
|--|---------|------------|----------------|---------------------------------------|-----------------|
|  |         |            |                | <b>VENDOR TOTAL</b>                   | <b>1,470.00</b> |
| NY ASSOC. OF LOCAL GOV'T RECORD OFFICERS | RMN     | 161050     | 05052023       | NYALGRO 35TH ANNUAL CONFERENCE        | 30.00           |
|  |         |            |                | <b>VENDOR TOTAL</b>                   | <b>30.00</b>    |
| OIL FILTER SERVICE, INC.                 | PJS     | 161192     | 58987          | OIL/AIR FILTERS 423                   | 83.98           |
|  |         |            |                | <b>VENDOR TOTAL</b>                   | <b>83.98</b>    |
| OTIS ELEVATOR CO.                        | PJS     | 160914     | 100401139263   | QUARTERLY ELEVATOR MAINTENANCE        | 2,656.14        |
|  |         |            |                | <b>VENDOR TOTAL</b>                   | <b>2,656.14</b> |
| PAYCHEX, INC.                            | BWL     | 161126     | 3505681        | ONBOARDING HR/RECRUITER USER          | 100.00          |
|  | BWL     | 161127     | 27078666       | ANALYSIS AND MONITORING SERVICE       | 347.94          |
|  | BWL     | 160912     | 3440633        | MONTHLY TIME & ATTENDANCE             | 200.00          |
|  | BWL     | 160977     | 2023042700     | PAYROLL PROCESSING: APRIL             | 4,537.25        |
|  |         |            |                | <b>VENDOR TOTAL</b>                   | <b>5,185.19</b> |
| PAZRAL                                   | JRH     | 161205     | MAY2023/PAZRAL | INSTRUCTOR PAYMENT FOR PILATES & YOGA | 341.95          |
|  |         |            |                | <b>VENDOR TOTAL</b>                   | <b>341.95</b>   |
| PENFIELD TROPHIES                        | JRH     | 161173     | 3926           | KIDS FISHING DERBY TROPHIES           | 100.00          |
|  |         |            |                | <b>VENDOR TOTAL</b>                   | <b>100.00</b>   |
| PERINTON RV RENTALS INC.                 | PJS     | 160963     | 32199-1        | SQUARE U-BOLTS                        | 241.10          |
|  | PJS     | 161001     | 31775-1        | TRAILER FENDERS                       | 455.40          |

ACCOUNTS PAYABLE LISTING  
FOR TOWN BOARD APPROVAL  
MAY 2023

| VENDOR NAME                                 | APPV BY | VOUCHER NO | INV #      | DESCRIPTION                              | AMOUNT           |
|---|---------|------------|------------|--|------------------|
|   |         |            |            | <b>VENDOR TOTAL</b>                      | <b>696.50</b>    |
| PITNEY BOWES GLOBAL FINANCIAL SERVICES, LLC | JRH     | 161019     | 3317366758 | RECREATION POSTAGE METER                 | 104.49           |
|   |         |            |            | <b>VENDOR TOTAL</b>                      | <b>104.49</b>    |
| PITNEY BOWES INC                            | RMN     | 161037     | 1023011198 | SERVICE AGREEMENT/METER RENTAL 2/19/2023 | 135.00           |
|   |         |            |            | <b>VENDOR TOTAL</b>                      | <b>135.00</b>    |
| PITTSFORD AUTO SERVICE, INC.                | PJS     | 160924     | 1013323    | GAS                                      | 109.00           |
|   | PJS     | 161056     | 1011363    | FUEL                                     | 114.41           |
|   | PJS     | 161038     | 1013942    | FUEL                                     | 94.78            |
|   | PJS     | 161201     | 1014290    | FUEL                                     | 48.44            |
|   |         |            |            | <b>VENDOR TOTAL</b>                      | <b>366.63</b>    |
| PITTSFORD CENTRAL SCHOOLS                   | PJS     | 161119     | 5791-23A   | MONTHLY PARKS FUEL USAGE                 | 2,972.41         |
|   | JRH     | 161016     | 5788-23A   | SENIORS GASOLINE FOR APRIL 2023          | 109.37           |
|   | PJS     | 161061     | 5790-23A   | HIGHWAY FUEL                             | 6,671.12         |
|   | PJS     | 161012     | 5793-23A   | PSD DIESEL AND UNLEAD FUEL               | 1,518.33         |
|   | PJS     | 161010     | 5792-23A   | DPW MONTHLY FUEL CHARGES                 | 1,003.43         |
|   |         |            |            | <b>VENDOR TOTAL</b>                      | <b>12,274.66</b> |
| PITTSFORD YOUTH SERVICES INCORPORATED       | BWL     | 161176     | 5/10/2023  | DUCK DROP FUND RAISER                    | 1,000.00         |
|   | BWL     | 160978     | 4247       | MAY YOUTH SERVICES                       | 5,500.00         |
|   |         |            |            | <b>VENDOR TOTAL</b>                      | <b>6,500.00</b>  |
| PLANT CONCEPTS, INC                         | PJS     | 161163     | 4068       | 2023 CONTRACTED MAINTENANCE              | 9,853.00         |

**ACCOUNTS PAYABLE LISTING  
FOR TOWN BOARD APPROVAL  
MAY 2023**

| VENDOR NAME                              | APPV BY | VOUCHER NO | INV #                | DESCRIPTION                              | AMOUNT          |
|--|---------|------------|----------------------|--|-----------------|
|  |         |            |                      | <b>VENDOR TOTAL</b>                      | <b>9,853.00</b> |
| <b>PLUG &amp; PAY TECHNOLOGIES</b>       | JRH     | 161020     | 042023PLUG&PAY       | 2023 APRIL PLUG & PAY BILLING            | 33.52           |
|  |         |            |                      | <b>VENDOR TOTAL</b>                      | <b>33.52</b>    |
| <b>POWER DRIVES, INC.</b>                | PJS     | 161167     | RRS932487            | AIR HOSE                                 | 100.94          |
|  | PJS     | 161045     | RRS931683            | HOSE FOR MASON TRAILER                   | 66.77           |
|  | PJS     | 161198     | RRS932851            | LOCK/LUBE COUPLER                        | 240.83          |
|  |         |            |                      | <b>VENDOR TOTAL</b>                      | <b>408.54</b>   |
| <b>PRAZAR</b>                            | JRH     | 161222     | MAY2023/PRAZAR       | MAY INSTRUCTOR PAYMENT FOR ANTIQUES AND  | 315.00          |
|  |         |            |                      | <b>VENDOR TOTAL</b>                      | <b>315.00</b>   |
| <b>PRIME TIME BRASS, LLC</b>             | JRH     | 161022     | 052023PRIMETIMEBRASS | PAYMENT FOR THE TOWN OF PITTSFORD MEMORI | 1,500.00        |
|  |         |            |                      | <b>VENDOR TOTAL</b>                      | <b>1,500.00</b> |
| <b>PUMP IRRIGATION TECHNOLOGIES, INC</b> | PJS     | 161114     | 7748                 | RENOVATE AND SERVICE GEP IRRIGATION PUMP | 5,139.20        |
|  |         |            |                      | <b>VENDOR TOTAL</b>                      | <b>5,139.20</b> |
| <b>R.M. PUTNEY &amp; ASSOCIATES, INC</b> | JRH     | 161102     | 052023PUTNEY1        | PAYMENT FOR THE TOWN OF PITTSFORD PADDLE | 1,200.00        |
|  | JRH     | 160946     | 4833                 | 2023 MAY COMMERCIAL ORGANICS PICK UP     | 48.00           |
|  |         |            |                      | <b>VENDOR TOTAL</b>                      | <b>1,248.00</b> |
| <b>RADIOMAX COMMUNICATIONS INC.</b>      | PJS     | 160895     | 103658-4             | QTRLY PAGER CHARGES                      | 41.15           |

**ACCOUNTS PAYABLE LISTING  
FOR TOWN BOARD APPROVAL  
MAY 2023**

| VENDOR NAME                               | APPV BY | VOUCHER NO | INV #              | DESCRIPTION                              | AMOUNT          |
|---|---------|------------|--------------------|--|-----------------|
|   |         |            |                    | <b>VENDOR TOTAL</b>                      | <b>41.15</b>    |
| <b>REGAN</b>                              | JRH     | 161096     | 052023REGAN        | PAYMENT FOR THE TOWN OF PITTSFORD PADDLE | 600.00          |
|   |         |            |                    | <b>VENDOR TOTAL</b>                      | <b>600.00</b>   |
| <b>REGIONAL INTERNATIONAL CORPORATION</b> | PJS     | 160955     | 011206583P         | CREDIT                                   | -27.93          |
|   | PJS     | 160955     | 011209318P         | BRAKE SPRING                             | 93.47           |
|   | PJS     | 160959     | 011209434P         | BRAKE VALVE                              | 447.37          |
|   |         |            |                    | <b>VENDOR TOTAL</b>                      | <b>512.91</b>   |
| <b>RIEDMAN PROPERTIES KP, LLC</b>         | BWL     | 160870     | 122203030 REFUND   | KILBOURN PLACE REFUND                    | 4,687.50        |
|   |         |            |                    | <b>VENDOR TOTAL</b>                      | <b>4,687.50</b> |
| <b>ROBINSON</b>                           | JRH     | 161229     | MAY2023/ROBINSON   | MAY INSTRUCTOR PAYMENT FOR BELLY DANCE   | 232.16          |
|   |         |            |                    | <b>VENDOR TOTAL</b>                      | <b>232.16</b>   |
| <b>ROCHESTER ASPHALT MATERIAL, INC.</b>   | PJS     | 160931     | 1109528            | ASPHALT                                  | 1,826.29        |
|   | PJS     | 160931     | 1109524            | ASPHALT                                  | 220.30          |
|   | PJS     | 161059     | 1111123            | ASPHALT                                  | 1,587.00        |
|   | PJS     | 161170     | 1112156            | ASPHALT                                  | 1,121.96        |
|   | PJS     | 161170     | 1112169            | ASPHALT                                  | 370.00          |
|   |         |            |                    | <b>VENDOR TOTAL</b>                      | <b>5,125.55</b> |
| <b>ROCHESTER FENCING CLUB</b>             | JRH     | 161221     | MAY2023/ROCFENCING | MAY INSTRUCTOR PAYMENT FOR FIT KIDS      | 18.20           |
|   |         |            |                    | <b>VENDOR TOTAL</b>                      | <b>18.20</b>    |
| <b>ROCHESTER GAS &amp; ELECTRIC</b>       | PJS     | 161029     | 11610762684        | ELECT & GAS - TOWN WIDE                  | 183.89          |

**ACCOUNTS PAYABLE LISTING  
FOR TOWN BOARD APPROVAL  
MAY 2023**

| VENDOR NAME                      | APPV BY | VOUCHER NO | INV #            | DESCRIPTION                              | AMOUNT          |
|----------------------------------|---------|------------|------------------|--|-----------------|
| ROCHESTER GAS & ELECTRIC         | BWL     | 161105     | 0188930223000005 | MONTHLY GAS LIGHTS                       | 64.19           |
|                                  | PJS     | 161135     | 12810595299      | BARKER ROAD PARK RGE & CONSTELLATION     | 234.74          |
|                                  | PJS     | 161187     | 12610616754      | 295 FAIRPORT RD PUMP STATION             | 34.91           |
|                                  | PJS     | 161188     | 1009336390       | WILLARD RD PARK ELECTRIC AND CONSTELLATI | 3,385.36        |
| <b>VENDOR TOTAL</b>              |         |            |                  |  | <b>3,903.09</b> |
| ROCHESTER GRAVEL PRODUCTS        | PJS     | 161149     | 52167            | 1A'S                                     | 4,026.24        |
|                                  | PJS     | 161191     | 52207            | 1A'S                                     | 2,722.64        |
| <b>VENDOR TOTAL</b>              |         |            |                  |  | <b>6,748.88</b> |
| ROCHESTER PAINT CENTERS          | PJS     | 161110     | 00150209         | MARKING PASTE                            | 551.00          |
|                                  | PJS     | 160997     | 00150659         | UPSIDE DOWN PAINT                        | 158.40          |
| <b>VENDOR TOTAL</b>              |         |            |                  |  | <b>709.40</b>   |
| ROCHESTER STORE FIXTURE CO. INC. | JRH     | 160986     | 198468           | GAS CONNECTOR FOR KITCHEN                | 160.00          |
| <b>VENDOR TOTAL</b>              |         |            |                  |  | <b>160.00</b>   |
| ROSE                             | JRH     | 160948     | 042023ROSE       | 2023 APRIL SENIORS FITNESS SESSIONS      | 200.00          |
| <b>VENDOR TOTAL</b>              |         |            |                  |  | <b>200.00</b>   |
| ROTOLITE-ELLIOTT CORP.           | PJS     | 160876     | 114131           | PLANNING/ZONING NOTICE POSTERS           | 1,170.00        |
|                                  | JRH     | 160908     | 162262           | COMMUNITY CENTER SIGNAGE                 | 60.00           |
| <b>VENDOR TOTAL</b>              |         |            |                  |  | <b>1,230.00</b> |
| RYAN                             | BWL     | 160999     | 05022023         | CAR DAMAGE CLAIM                         | 1,663.04        |
| <b>VENDOR TOTAL</b>              |         |            |                  |  | <b>1,663.04</b> |

ACCOUNTS PAYABLE LISTING  
FOR TOWN BOARD APPROVAL  
MAY 2023

| VENDOR NAME                    | APPV BY             | VOUCHER NO | INV #              | DESCRIPTION                              | AMOUNT           |
|--------------------------------|---------------------|------------|--------------------|--|------------------|
| S & S WORLDWIDE, INC           | JRH                 | 161174     | IN101187751        | AFTER SCHOOL CRAFT SUPPLIES              | 14.06            |
|                                | JRH                 | 160983     | IN101182748        | PGA EVENT SUPPLIES                       | 31.75            |
|                                | JRH                 | 160910     | IN101175208        | AFTER SCHOOL GAMES                       | 29.32            |
| <b>VENDOR TOTAL</b>            |                     |            |                    |  | <b>75.13</b>     |
| SAFETY - KLEEN CORP.           | PJS                 | 160935     | 91387549           | PARTS WASHER                             | 253.01           |
|                                | <b>VENDOR TOTAL</b> |            |                    |  |                  |
| SAXBY IMPLEMENT CORP.          | PJS                 | 161002     | 175192             | 2 CYCLE OIL                              | 62.82            |
|                                | <b>VENDOR TOTAL</b> |            |                    |  |                  |
| SCHROM                         | JRH                 | 160916     | 042023SCHROM       | OFFICE SUPPLIES                          | 14.99            |
|                                | <b>VENDOR TOTAL</b> |            |                    |  |                  |
| SEYREK SEALERS LLC             | PJS                 | 161054     | PITTSTOWN APR 2023 | DISPOSAL SERVICE                         | 1,928.55         |
|                                | PJS                 | 161058     | PITTSAPR           | 2023 REFUSE DISTRICTS                    | 30,780.89        |
|                                | PJS                 | 161053     | APRILROLLOFF       | APRIL ROLL OFF                           | 2,862.50         |
|                                | PJS                 | 160967     | APRIL 23 BRUSH     | BAGGED & BUNDLED BRUSH                   | 10,475.00        |
| <b>VENDOR TOTAL</b>            |                     |            |                    |  | <b>46,046.94</b> |
| SITEONE LANDSCAPE SUPPLY , LLC | PJS                 | 161116     | 129046216-001      | ACELEPRYN                                | 998.75           |
|                                | <b>VENDOR TOTAL</b> |            |                    |  |                  |
| SMITH, JR.                     | BWL                 | 160881     | SMITH 23-1         | CONFERENCE REIMBURSEMENT                 | 1,310.49         |
|                                | <b>VENDOR TOTAL</b> |            |                    |  |                  |
| SOCOLA                         | JRH                 | 161218     | MAY2023/SOCOLA     | MAY INSTRUCTOR PAYMENT FOR CREATIVE PAIN | 252.00           |

**ACCOUNTS PAYABLE LISTING  
FOR TOWN BOARD APPROVAL  
MAY 2023**

| VENDOR NAME                             | APPV BY   | VOUCHER<br>NO    | INV #                    | DESCRIPTION  | AMOUNT          |
|---|-----------|------------------|--------------------------|--|-----------------|
|   |           |                  |                          | <b>VENDOR TOTAL</b>  | <b>252.00</b>   |
| SPRINGBROOK SOFTWARE, LLC               | AM        | 160966           | INV-011107               | SPRINGBROOK CIRRUS MIGRATION PROFESSIONA                           | 1,771.21        |
|   |           |                  |                          | <b>VENDOR TOTAL</b>  | <b>1,771.21</b> |
| ST GEORGE                               | JRH       | 161228           | MAY2023/STGEORGE         | MAY INSTRUCTOR PAYMENT FOR DEFENSIVE DRI                           | 157.50          |
|   |           |                  |                          | <b>VENDOR TOTAL</b>  | <b>157.50</b>   |
| STANTEC CONSULTING SERVS. INCORPORATED  | PJS       | 161021           | 2075893                  | PRE-PURCHASE ASSESSMENT  | 9,100.00        |
|   |           |                  |                          | <b>VENDOR TOTAL</b>  | <b>9,100.00</b> |
| STAPLES                                 | RMN<br>VN | 161111<br>161202 | 8070086864<br>8070089205 | GENERAL OFFICE SUPPLIES<br>A-Z FILE GUIDES, FILE BOXES, AND LABELS | 196.18<br>71.11 |
|   |           |                  |                          | <b>VENDOR TOTAL</b>  | <b>267.29</b>   |
| STATE COMPROLLER                        | BWL       | 160913           | 2636690-2023-03-01       | TOWN COURT FEES: MARCH   | 3,257.75        |
|   |           |                  |                          | <b>VENDOR TOTAL</b>  | <b>3,257.75</b> |
| STEIDLE                                 | JRH       | 161091           | 052023STEIDLE            | MUSEUM ADMISSION AND LUNCH REIMBURSEMENT                           | 27.13           |
|   |           |                  |                          | <b>VENDOR TOTAL</b>  | <b>27.13</b>    |
| STREET SKILLS, LLC                      | JRH       | 161207           | MAY2023/DELVECCHIO       | MAY INSTRUCTOR PAYMENT FO 5-HOUR COURSE                            | 140.00          |
|   |           |                  |                          | <b>VENDOR TOTAL</b>  | <b>140.00</b>   |
| SUE STEELE LANDSCAPE ARCHITECTURE, PLLC | PJS       | 160979           | 1299A                    | DESIGN SERVICES FOR COPPER BEECH PARK                              | 4,239.00        |



ACCOUNTS PAYABLE LISTING  
FOR TOWN BOARD APPROVAL  
MAY 2023

| VENDOR NAME                             | APPV BY | VOUCHER NO | INV #         | DESCRIPTION                              | AMOUNT          |
|---|---------|------------|---------------|--|-----------------|
| SUE STEELE LANDSCAPE ARCHITECTURE, PLLC | PJS     | 160980     | 1299          | SITE SURVEYING FOR COPPER BEECH POCKET P | 1,200.00        |
|   |         |            |               | <b>VENDOR TOTAL</b>                      | <b>5,439.00</b> |
| THE DUKE COMPANY                        | PJS     | 160943     | 001543567     | MORTOR                                   | 357.00          |
|   | PJS     | 160882     | 001542913     | MORTAR SPEEDCRETE                        | 40.00           |
|   |         |            |               | <b>VENDOR TOTAL</b>                      | <b>397.00</b>   |
| THE GARDEN FACTORY                      | PJS     | 160998     | 2078127       | MUSHROOM COMPOST                         | 192.00          |
|   | PJS     | 160998     | 2078128       | MUSHROOM COMPOST                         | 192.00          |
|   |         |            |               | <b>VENDOR TOTAL</b>                      | <b>384.00</b>   |
| THE TINT SHOP                           | PJS     | 161030     | INV133487     | WINDOW FILM INSTALLATION                 | 520.00          |
|   |         |            |               | <b>VENDOR TOTAL</b>                      | <b>520.00</b>   |
| THOMSON REUTERS - WEST                  | BWL     | 161034     | 848228354     | APRIL WEST LAW DATABASE                  | 320.67          |
|   |         |            |               | <b>VENDOR TOTAL</b>                      | <b>320.67</b>   |
| TIBERIO                                 | JRH     | 161097     | 052023ALLEGRO | PAYMENT FOR THE TOWN OF PITTSFORD PADDLE | 1,400.00        |
|   |         |            |               | <b>VENDOR TOTAL</b>                      | <b>1,400.00</b> |
| TOLLS BY MAIL                           | PJS     | 161120     | 17883266344   | MISC THRUWAY TOLLS #411-2                | 16.28           |
|   |         |            |               | <b>VENDOR TOTAL</b>                      | <b>16.28</b>    |
| TOSHIBA BUSINESS SOLUTIONS              | RMN     | 161107     | 6018498       | MAINTENANCE INVOICE 1ST FLOOR COPIER-04/ | 58.69           |
|   | PJS     | 161185     | 6027597       | TOSHIBA MONTHLY COPIER MAINT - PSD       | 30.53           |
|   | JRH     | 160905     | 5999100       | COPIER BILLING SENIORS 3/10/23-4/09/23   | 22.14           |
|   | PJS     | 161194     | 6027700       | APRIL BILLING                            | 20.18           |

**ACCOUNTS PAYABLE LISTING  
FOR TOWN BOARD APPROVAL  
MAY 2023**

| VENDOR NAME                      | APPV BY | VOUCHER NO | INV #         | DESCRIPTION                              | AMOUNT          |
|----------------------------------|---------|------------|---------------|--|-----------------|
| TOSHIBA BUSINESS SOLUTIONS       | VN      | 161204     | 6027018       | COPIER BILL - APRIL 2023                 | 35.04           |
|                                  |         |            |               | <b>VENDOR TOTAL</b>                      | <b>166.58</b>   |
| TOWPATH VOLUNTEERS FIFE AND DRUM | JRH     | 161024     | 052023TOWPATH | PAYMENT FOR THE TOWN OF PITTSFORD MEMORI | 950.00          |
|                                  |         |            |               | <b>VENDOR TOTAL</b>                      | <b>950.00</b>   |
| ULINE INC.                       | PJS     | 160958     | 162616690     | CLEANING SUPPLIES FOR SHOP               | 970.22          |
|                                  |         |            |               | <b>VENDOR TOTAL</b>                      | <b>970.22</b>   |
| URMC DEPARTMENT OF PSYCHIATRY    | BWL     | 160991     | TOP0523       | EAP SERVICES: MAY                        | 210.83          |
|                                  |         |            |               | <b>VENDOR TOTAL</b>                      | <b>210.83</b>   |
| VAN BORTEL FORD                  | PJS     | 160938     | 424289        | SWITCH ASSEMBLY                          | 40.74           |
|                                  | PJS     | 161138     | FOCS84344     | TRANSMISSION 412                         | 331.90          |
|                                  |         |            |               | <b>VENDOR TOTAL</b>                      | <b>372.64</b>   |
| VICTOR POWER EQUIPMENT           | PJS     | 161160     | 310948        | CHAIN AND OIL                            | 64.98           |
|                                  | PJS     | 160934     | 310040        | BAR AND CHAIN FOR SAW                    | 143.99          |
|                                  | PJS     | 161131     | 310697        | BLADES FOR WEED WACKER                   | 140.53          |
|                                  | PJS     | 160953     | 310373        | BACKPACK PARTS                           | 360.40          |
|                                  | PJS     | 161043     | 310593        | OIL FOR SPRAYER                          | 171.99          |
|                                  | PJS     | 161044     | 310179        | CHAINSAW REPAIR                          | 241.93          |
|                                  | PJS     | 160885     | 310042        | CHAINS FOR SAWS                          | 182.20          |
|                                  |         |            |               | <b>VENDOR TOTAL</b>                      | <b>1,306.02</b> |
| VP SUPPLY CORP.                  | PJS     | 160920     | 5316516       | LIGHT BULBS                              | 9.59            |
|                                  | PJS     | 160920     | 53160019      | LIGHT BULBS                              | 24.50           |
|                                  | PJS     | 160920     | 5097031       | CREDIT FOR RETURNED GRILLE               | -16.82          |
|                                  | PJS     | 160920     | P198318       | OVERPAYMENT FROM CHECK #93124            | -6.39           |

ACCOUNTS PAYABLE LISTING  
FOR TOWN BOARD APPROVAL  
MAY 2023

| VENDOR NAME              | APPV BY | VOUCHER NO | INV #            | DESCRIPTION                              | AMOUNT          |
|--------------------------|---------|------------|------------------|--|-----------------|
| VP SUPPLY CORP.          | PJS     | 161008     | 5318291          | ELECTRICAL SUPPLIES DOWNING DRIVE PS     | 470.07          |
|                          | PJS     | 160994     | 5310393          | UNION VALVE                              | 82.70           |
|                          | PJS     | 160994     | 5319929          | CREDIT FOR RETURNED VALVE LESS HANDLING  | -74.43          |
| <b>VENDOR TOTAL</b>      |         |            |                  |  | <b>489.22</b>   |
| W. B. MASON CO., INC.    | RMN     | 161047     | 237964268        | GENERAL OFFICE SUPPLIES                  | 59.25           |
|                          | RMN     | 161047     | 238003312        | GENERAL OFFICE SUPPLIES                  | 81.59           |
|                          | BWL     | 161195     | 238140622        | GENERAL OFFICE SUPPLIES                  | 18.78           |
| <b>VENDOR TOTAL</b>      |         |            |                  |  | <b>159.62</b>   |
| WAGSTAFF                 | JRH     | 161208     | MAY2023/WAGSTAFF | MAY INSTRUCTOR PAYMENT FOR INDOOR TENNIS | 437.50          |
| <b>VENDOR TOTAL</b>      |         |            |                  |  | <b>437.50</b>   |
| WALLMAN                  | BWL     | 160887     | WALLMAN - 2023-1 | WADERS REIMBURSEMENT                     | 300.33          |
| <b>VENDOR TOTAL</b>      |         |            |                  |  | <b>300.33</b>   |
| WARD                     | RMN     | 161060     | 05052023         | COURIER REIMBURSEMENT-04/10/2023-05/05/2 | 38.72           |
| <b>VENDOR TOTAL</b>      |         |            |                  |  | <b>38.72</b>    |
| WAYSIDE GARDEN CENTER    | PJS     | 161090     | A23005           | HYDROSEEDING - SCC PAVILION              | 1,800.00        |
| <b>VENDOR TOTAL</b>      |         |            |                  |  | <b>1,800.00</b> |
| WEGMANS FOOD MARKETS INC | BWL     | 160880     | 99517            | RETIREMENT CAKE                          | 66.00           |
|                          | JRH     | 161182     | 052023WEGMANSREC | 2023 APRIL WEGMANS BILLING               | 652.92          |
|                          | BWL     | 161121     | 05082023         | PGA SAFETY MEETING                       | 70.73           |
| <b>VENDOR TOTAL</b>      |         |            |                  |  | <b>789.65</b>   |

ACCOUNTS PAYABLE LISTING  
FOR TOWN BOARD APPROVAL  
MAY 2023

| VENDOR NAME  | APPV BY | VOUCHER NO | INV #          | DESCRIPTION                              | AMOUNT            |
|--------------|---------|------------|----------------|--|-------------------|
| WERNER       | JRH     | 161231     | MAY2023/WERNER | MAY INSTRUCTOR PAYMENT FOR PRIVATE PIANO | 422.10            |
|              |         |            |                | <b>VENDOR TOTAL</b>                      | <b>422.10</b>     |
| WILLETTE, JR | JRH     | 161095     | 052023JUMBO2   | PAYMENT FOR THE TOWN OF PITTSFORD PADDLE | 600.00            |
|              |         |            |                | <b>VENDOR TOTAL</b>                      | <b>600.00</b>     |
| WISSET       | JRH     | 161206     | MAY2023/WISSET | INSTRUCTOR PAYMENT FOR TINY TAP & BALLET | 857.50            |
|              |         |            |                | <b>VENDOR TOTAL</b>                      | <b>857.50</b>     |
| WRIGHT       | JRH     | 160984     | 0423           | 2023 APRIL SENIORS CHORUS AND NIA FITNES | 375.00            |
|              |         |            |                | <b>VENDOR TOTAL</b>                      | <b>375.00</b>     |
| ZHANG        | JRH     | 161211     | MAY2023/ZHANG  | MAY INSTRUCTOR PAYMENT FOR JUNIOR VOLLEY | 420.00            |
|              |         |            |                | <b>VENDOR TOTAL</b>                      | <b>420.00</b>     |
| ZIMMERMAN    | PJS     | 161007     | 2267           | WOOD CHIP SPREADER RENTAL                | 1,800.00          |
|              |         |            |                | <b>VENDOR TOTAL</b>                      | <b>1,800.00</b>   |
|              |         |            |                | <b>REPORT TOTAL</b>                      | <b>323,319.99</b> |

END OF REPORT

PREPAID ACCOUNTS PAYABLE LISTING  
FOR TOWN BOARD APPROVAL  
MAY 2023

| VENDOR NAME                    | APPV BY | VOUCHER NO | INV #           | DESCRIPTION                              | AMOUNT           |
|--------------------------------|---------|------------|-----------------|--|------------------|
| AETNA INC.                     | BWL     | 160869     | 48280820        | MAY HEALTH BILL                          | 17,574.34        |
| <b>VENDOR TOTAL</b>            |         |            |                 |  | <b>17,574.34</b> |
| CHARTER COMMUNICATIONS         | AM      | 160890     | 142206901042123 | FIBER INTERNET 50MBPS & 5 STATIC IPS - 0 | 540.00           |
| <b>VENDOR TOTAL</b>            |         |            |                 |  | <b>540.00</b>    |
| CONSTELLATION NEW ENERGY, INC. | PJS     | 160921     | 65047006301     | LIBRARY                                  | 1,725.88         |
|                                | PJS     | 160921     | 65047005601     | HIGHWAY                                  | 816.37           |
|                                | PJS     | 160921     | 64990256101     | PSD                                      | 196.91           |
|                                | PJS     | 160930     | 65021290601     | ELECT - PUMP STATIONS                    | 81.46            |
| <b>VENDOR TOTAL</b>            |         |            |                 |  | <b>2,820.62</b>  |
| ELEVATED SIGN SOLUTIONS        | BWL     | 160903     | 3192            | PGA SIGNS                                | 300.00           |
|                                | BWL     | 160903     | 3193            | PGA BANNERS                              | 9,600.00         |
| <b>VENDOR TOTAL</b>            |         |            |                 |  | <b>9,900.00</b>  |
| EXCELLUS                       | BWL     | 160918     | 000035024231    | 55086-0001                               | 51.15            |
|                                | BWL     | 160918     | 000035024852    | 55086-0002                               | 69.75            |
|                                | BWL     | 160918     | 000035024044    | 55086-0003                               | 46.50            |
|                                | BWL     | 160918     | 000035025290    | 55086-0004                               | 23.25            |
|                                | BWL     | 160918     | 000035024956    | 55086-0005                               | 13.95            |
|                                | BWL     | 160918     | 000035024910    | 55086-0006                               | 46.50            |
|                                | BWL     | 160918     | 000035025135    | 55086-0007                               | 60.45            |
|                                | BWL     | 160918     | 000035025190    | 55086-0008                               | 60.45            |
|                                | BWL     | 160918     | 000035024961    | 55086-0009                               | 4.65             |
|                                | BWL     | 160918     | 000035024970    | 55086-0010                               | 69.75            |
|                                | BWL     | 160918     | 000035025226    | 55086-0011                               | 13.95            |
|                                | BWL     | 160918     | 000035025214    | 55086-0012                               | 283.65           |
|                                | BWL     | 160918     | 000035024406    | 55086-0013                               | 83.70            |
|                                | BWL     | 160918     | 000035024024    | 55086-0014                               | 9.30             |

**PREPAID ACCOUNTS PAYABLE LISTING  
FOR TOWN BOARD APPROVAL  
MAY 2023**

| VENDOR NAME                          | APPV BY | VOUCHER NO | INV #               | DESCRIPTION                              | AMOUNT          |
|--------------------------------------|---------|------------|---------------------|--|-----------------|
|                                      |         |            |                     | <b>VENDOR TOTAL</b>                      | <b>837.00</b>   |
| FIDELITY SECURITY LIFE COMPANY OF NY | BWL     | 160941     | 165764543           | EYE MED VISION PREMIUM: MAY              | 477.71          |
|                                      |         |            |                     | <b>VENDOR TOTAL</b>                      | <b>477.71</b>   |
| FRONTIER COMMUNICATIONS              | AM      | 160899     | 04/22/6431-052517-6 | IT DEPT EMERGENCY PHONE SERVICE 04/22/23 | 59.90           |
|                                      |         |            |                     | <b>VENDOR TOTAL</b>                      | <b>59.90</b>    |
| L.C. WHITFORD EQUIPMENT CO.          | BWL     | 160900     | 0036332-00          | SCREENS FOR TUB GRINDER                  | 4,046.92        |
|                                      |         |            |                     | <b>VENDOR TOTAL</b>                      | <b>4,046.92</b> |
| MONROE COUNTY WATER                  | PJS     | 160919     | 82288               | PSD                                      | 49.55           |
|                                      | PJS     | 160919     | 90249               | LIBRARY                                  | 55.30           |
|                                      | PJS     | 160919     | 161736              | KINGS BEND PARK                          | 17.98           |
|                                      | PJS     | 160919     | 90517               | TOWN HALL                                | 10.72           |
|                                      | PJS     | 160919     | 90633               | SCC                                      | 33.64           |
|                                      | PJS     | 160919     | 73161               | HIGHWAY                                  | 37.96           |
|                                      | PJS     | 160919     | 183589              | 631 MARSH ROAD                           | 12.32           |
|                                      | PJS     | 160919     | 183588              | WILLARD RD PARK                          | 17.24           |
|                                      | PJS     | 160919     | 183587              | THORNELL FARM PARK                       | 18.69           |
|                                      | PJS     | 160919     | 183815              | HOPKINS PARK                             | 17.60           |
|                                      |         |            |                     | <b>VENDOR TOTAL</b>                      | <b>271.00</b>   |
| MUTUAL OF OMAHA                      | BWL     | 160898     | 001520498962        | LIFE & DISABILITY INSURANCE: MAY PREMIUM | 3,183.75        |
|                                      |         |            |                     | <b>VENDOR TOTAL</b>                      | <b>3,183.75</b> |
| ROCHESTER GAS & ELECTRIC             | BWL     | 160894     | 18000144386         | MONTHLY STREET LIGHTING PYMT             | 6,902.56        |
|                                      | BWL     | 160904     | 18000144457         | ELECT & GAS - TOWN WIDE                  | 8,160.14        |

**PREPAID ACCOUNTS PAYABLE LISTING  
FOR TOWN BOARD APPROVAL  
MAY 2023**

| <b>VENDOR NAME</b>      | <b>APPV BY</b> | <b>VOUCHER<br/>NO</b> | <b>INV #</b> | <b>DESCRIPTION</b>         | <b>AMOUNT</b>    |
|-------------------------|----------------|-----------------------|--------------|----------------------------|------------------|
|                         |                |                       |              | <b>VENDOR TOTAL</b>        | <b>15,062.70</b> |
| <b>VERIZON WIRELESS</b> | PJS            | 160874                | 9932167819   | MONTHLY CELL PHONE CHARGES | 485.89           |
|                         |                |                       |              | <b>VENDOR TOTAL</b>        | <b>485.89</b>    |
|                         |                |                       |              | <b>REPORT TOTAL</b>        | <b>55,259.83</b> |

**END OF REPORT**

# TOWN OF PITTSFORD

## Expense Control Report

Fiscal Year: 2023 Period From: 1 To: 12

|                        |                                | <b>Curr. Month<br/>Total<br/>Expended</b> | <b>Original<br/>Budget</b> | <b>YTD Adjusted<br/>Budget</b> | <b>YTD Actual<br/>Expended</b> | <b>YTD<br/>Unexpended<br/>Balance</b> | <b>YTD<br/>Encumbered</b> | <b>YTD<br/>Available<br/>Balance</b> | <b>Percent<br/>Exp.<br/>Balance</b> |
|------------------------|--------------------------------|---|----------------------------|--------------------------------|--------------------------------|---------------------------------------|---------------------------|--------------------------------------|-------------------------------------|
| <b>Fund 0001</b>       | <b>GENERAL FUND</b>            |   |                            |                                |                                |                                       |                           |                                      |                                     |
| <b>Dept 1010</b>       | <b>TOWN BOARD</b>              |   |                            |                                |                                |                                       |                           |                                      |                                     |
| 0001                   | PERSONAL SERVICES              | 3,926.92                                  | 102,100.00                 | 102,100.00                     | 39,269.20                      | 62,830.80                             | 0.00                      | 62,830.80                            | 38.46                               |
| 0004                   | CONTRACTUAL & MISC.<br>EXPENSE | 0.00                                      | 4,000.00                   | 4,000.00                       | 925.00                         | 3,075.00                              | 0.00                      | 3,075.00                             | 23.13                               |
| <b>Total Dept 1010</b> | <b>TOWN BOARD</b>              | <b>3,926.92</b>                           | <b>106,100.00</b>          | <b>106,100.00</b>              | <b>40,194.20</b>               | <b>65,905.80</b>                      | <b>0.00</b>               | <b>65,905.80</b>                     | <b>37.88</b>                        |
| <b>Dept 1110</b>       | <b>TOWN JUSTICES</b>           |   |                            |                                |                                |                                       |                           |                                      |                                     |
| 0001                   | PERSONAL SERVICES              | 8,664.64                                  | 258,713.00                 | 258,713.00                     | 71,521.05                      | 187,191.95                            | 0.00                      | 187,191.95                           | 27.64                               |
| 0002                   | EQUIPMENT & CAPITAL<br>OUTLAY  | 0.00                                      | 500.00                     | 500.00                         | 225.95                         | 274.05                                | 0.00                      | 274.05                               | 45.19                               |
| 0004                   | CONTRACTUAL & MISC.<br>EXPENSE | 626.79                                    | 141,155.00                 | 141,518.96                     | 30,565.03                      | 110,953.93                            | 363.96                    | 110,589.97                           | 21.60                               |
| <b>Total Dept 1110</b> | <b>TOWN JUSTICES</b>           | <b>9,291.43</b>                           | <b>400,368.00</b>          | <b>400,731.96</b>              | <b>102,312.03</b>              | <b>298,419.93</b>                     | <b>363.96</b>             | <b>298,055.97</b>                    | <b>25.53</b>                        |
| <b>Dept 1220</b>       | <b>TOWN SUPERVISOR</b>         |   |                            |                                |                                |                                       |                           |                                      |                                     |
| 0001                   | PERSONAL SERVICES              | 5,252.27                                  | 191,091.00                 | 191,091.00                     | 66,185.36                      | 124,905.64                            | 0.00                      | 124,905.64                           | 34.64                               |
| 0002                   | EQUIPMENT & CAPITAL<br>OUTLAY  | 0.00                                      | 500.00                     | 500.00                         | 0.00                           | 500.00                                | 0.00                      | 500.00                               | 0.00                                |
| 0004                   | CONTRACTUAL & MISC.<br>EXPENSE | 54.45                                     | 4,975.00                   | 5,100.65                       | 2,204.59                       | 2,896.06                              | 1,113.00                  | 1,783.06                             | 43.22                               |
| <b>Total Dept 1220</b> | <b>TOWN SUPERVISOR</b>         | <b>5,306.72</b>                           | <b>196,566.00</b>          | <b>196,691.65</b>              | <b>68,389.95</b>               | <b>128,301.70</b>                     | <b>1,113.00</b>           | <b>127,188.70</b>                    | <b>34.77</b>                        |
| <b>Dept 1230</b>       | <b>COMMUNITY SERVICE</b>       |   |                            |                                |                                |                                       |                           |                                      |                                     |
| 0001                   | PERSONAL SERVICES              | 4,107.96                                  | 106,807.00                 | 106,807.00                     | 36,971.64                      | 69,835.36                             | 0.00                      | 69,835.36                            | 34.62                               |
| 0002                   | EQUIPMENT & CAPITAL<br>OUTLAY  | 0.00                                      | 500.00                     | 500.00                         | 0.00                           | 500.00                                | 0.00                      | 500.00                               | 0.00                                |
| 0004                   | CONTRACTUAL & MISC.<br>EXPENSE | 1,000.00                                  | 25,950.00                  | 13,980.00                      | 4,124.86                       | 9,855.14                              | 0.00                      | 9,855.14                             | 29.51                               |
| <b>Total Dept 1230</b> | <b>COMMUNITY SERVICE</b>       | <b>5,107.96</b>                           | <b>133,257.00</b>          | <b>121,287.00</b>              | <b>41,096.50</b>               | <b>80,190.50</b>                      | <b>0.00</b>               | <b>80,190.50</b>                     | <b>33.88</b>                        |
| <b>Dept 1310</b>       | <b>DIRECTOR OF FINANCE</b>     |   |                            |                                |                                |                                       |                           |                                      |                                     |
| 0001                   | PERSONAL SERVICES              | 3,461.54                                  | 120,000.00                 | 120,000.00                     | 41,099.52                      | 78,900.48                             | 0.00                      | 78,900.48                            | 34.25                               |
| 0002                   | EQUIPMENT & CAPITAL<br>OUTLAY  | 0.00                                      | 1,000.00                   | 1,000.00                       | 0.00                           | 1,000.00                              | 0.00                      | 1,000.00                             | 0.00                                |
| 0004                   | CONTRACTUAL & MISC.<br>EXPENSE | 5.97                                      | 4,850.00                   | 4,850.00                       | 2,739.70                       | 2,110.30                              | 0.00                      | 2,110.30                             | 56.49                               |
| <b>Total Dept 1310</b> | <b>DIRECTOR OF FINANCE</b>     | <b>3,467.51</b>                           | <b>125,850.00</b>          | <b>125,850.00</b>              | <b>43,839.22</b>               | <b>82,010.78</b>                      | <b>0.00</b>               | <b>82,010.78</b>                     | <b>34.83</b>                        |
| <b>Dept 1320</b>       | <b>INDEPENDENT AUDIT</b>       |   |                            |                                |                                |                                       |                           |                                      |                                     |
| 0004                   | CONTRACTUAL & MISC.<br>EXPENSE | 8,562.50                                  | 47,000.00                  | 48,900.00                      | 48,696.00                      | 204.00                                | 0.00                      | 204.00                               | 99.58                               |
| <b>Total Dept 1320</b> | <b>INDEPENDENT AUDIT</b>       | <b>8,562.50</b>                           | <b>47,000.00</b>           | <b>48,900.00</b>               | <b>48,696.00</b>               | <b>204.00</b>                         | <b>0.00</b>               | <b>204.00</b>                        | <b>99.58</b>                        |
| <b>Dept 1330</b>       | <b>TAX COLLECTION</b>          |   |                            |                                |                                |                                       |                           |                                      |                                     |
| 0001                   | PERSONAL SERVICES              | 1,880.73                                  | 48,900.00                  | 48,900.00                      | 16,927.18                      | 31,972.82                             | 0.00                      | 31,972.82                            | 34.62                               |
| 0004                   | CONTRACTUAL & MISC.<br>EXPENSE | 17.65                                     | 9,000.00                   | 9,000.00                       | 194.65                         | 8,805.35                              | 0.00                      | 8,805.35                             | 2.16                                |
| <b>Total Dept 1330</b> | <b>TAX COLLECTION</b>          | <b>1,898.38</b>                           | <b>57,900.00</b>           | <b>57,900.00</b>               | <b>17,121.83</b>               | <b>40,778.17</b>                      | <b>0.00</b>               | <b>40,778.17</b>                     | <b>29.57</b>                        |



# TOWN OF PITTSFORD

## Expense Control Report

Fiscal Year: 2023 Period From: 1 To: 12

|                        |                                | Curr. Month<br>Total<br>Expended | Original<br>Budget | YTD Adjusted<br>Budget | YTD Actual<br>Expended | YTD<br>Unexpended<br>Balance | YTD<br>Encumbered | YTD<br>Available<br>Balance | Percent<br>Exp.<br>Balance |
|------------------------|--------------------------------|----------------------------------|--------------------|------------------------|------------------------|------------------------------|-------------------|-----------------------------|----------------------------|
| <b>Fund 0001</b>       | <b>GENERAL FUND</b>            |                                  |                    |                        |                        |                              |                   |                             |                            |
| <b>Dept 1355</b>       | <b>ASSESSOR</b>                |                                  |                    |                        |                        |                              |                   |                             |                            |
| 0001                   | PERSONAL SERVICES              | 6,316.74                         | 189,485.00         | 189,485.00             | 56,850.66              | 132,634.34                   | 0.00              | 132,634.34                  | 30.00                      |
| 0002                   | EQUIPMENT & CAPITAL<br>OUTLAY  | 0.00                             | 500.00             | 500.00                 | 0.00                   | 500.00                       | 0.00              | 500.00                      | 0.00                       |
| 0004                   | CONTRACTUAL & MISC.<br>EXPENSE | 94.86                            | 13,530.00          | 13,680.00              | 909.19                 | 12,770.81                    | 0.00              | 12,770.81                   | 6.65                       |
| <b>Total Dept 1355</b> | <b>ASSESSOR</b>                | <b>6,411.60</b>                  | <b>203,515.00</b>  | <b>203,665.00</b>      | <b>57,759.85</b>       | <b>145,905.15</b>            | <b>0.00</b>       | <b>145,905.15</b>           | <b>28.36</b>               |
| <b>Dept 1375</b>       | <b>CREDIT CARD FEES</b>        |                                  |                    |                        |                        |                              |                   |                             |                            |
| 0004                   | CONTRACTUAL & MISC.<br>EXPENSE | 0.00                             | 35,000.00          | 35,000.00              | 14,871.43              | 20,128.57                    | 0.00              | 20,128.57                   | 42.49                      |
| <b>Total Dept 1375</b> | <b>CREDIT CARD FEES</b>        | <b>0.00</b>                      | <b>35,000.00</b>   | <b>35,000.00</b>       | <b>14,871.43</b>       | <b>20,128.57</b>             | <b>0.00</b>       | <b>20,128.57</b>            | <b>42.49</b>               |
| <b>Dept 1410</b>       | <b>TOWN CLERK</b>              |                                  |                    |                        |                        |                              |                   |                             |                            |
| 0001                   | PERSONAL SERVICES              | 7,328.12                         | 191,663.00         | 191,663.00             | 65,820.56              | 125,842.44                   | 0.00              | 125,842.44                  | 34.34                      |
| 0002                   | EQUIPMENT & CAPITAL<br>OUTLAY  | 0.00                             | 1,000.00           | 1,000.00               | 574.94                 | 425.06                       | 0.00              | 425.06                      | 57.49                      |
| 0004                   | CONTRACTUAL & MISC.<br>EXPENSE | 117.74                           | 10,350.00          | 10,350.00              | 1,962.50               | 8,387.50                     | 0.00              | 8,387.50                    | 18.96                      |
| <b>Total Dept 1410</b> | <b>TOWN CLERK</b>              | <b>7,445.86</b>                  | <b>203,013.00</b>  | <b>203,013.00</b>      | <b>68,358.00</b>       | <b>134,655.00</b>            | <b>0.00</b>       | <b>134,655.00</b>           | <b>33.67</b>               |
| <b>Dept 1420</b>       | <b>ATTORNEY</b>                |                                  |                    |                        |                        |                              |                   |                             |                            |
| 0001                   | PERSONAL SERVICES              | 1,892.46                         | 49,204.00          | 49,204.00              | 19,964.98              | 29,239.02                    | 0.00              | 29,239.02                   | 40.58                      |
| 0002                   | EQUIPMENT & CAPITAL<br>OUTLAY  | 0.00                             | 250.00             | 250.00                 | 0.00                   | 250.00                       | 0.00              | 250.00                      | 0.00                       |
| 0004                   | CONTRACTUAL & MISC.<br>EXPENSE | 521.55                           | 15,600.00          | 17,882.00              | 7,924.03               | 9,957.97                     | 2,282.00          | 7,675.97                    | 44.31                      |
| <b>Total Dept 1420</b> | <b>ATTORNEY</b>                | <b>2,414.01</b>                  | <b>65,054.00</b>   | <b>67,336.00</b>       | <b>27,889.01</b>       | <b>39,446.99</b>             | <b>2,282.00</b>   | <b>37,164.99</b>            | <b>41.42</b>               |
| <b>Dept 1430</b>       | <b>PERSONNEL</b>               |                                  |                    |                        |                        |                              |                   |                             |                            |
| 0001                   | PERSONAL SERVICES              | 3,138.46                         | 111,600.00         | 111,600.00             | 28,245.23              | 83,354.77                    | 0.00              | 83,354.77                   | 25.31                      |
| 0002                   | EQUIPMENT & CAPITAL<br>OUTLAY  | 0.00                             | 2,000.00           | 2,000.00               | 0.00                   | 2,000.00                     | 0.00              | 2,000.00                    | 0.00                       |
| 0004                   | CONTRACTUAL & MISC.<br>EXPENSE | 5,397.70                         | 134,800.00         | 132,979.70             | 29,701.39              | 103,278.31                   | 269.70            | 103,008.61                  | 22.34                      |
| <b>Total Dept 1430</b> | <b>PERSONNEL</b>               | <b>8,536.16</b>                  | <b>248,400.00</b>  | <b>246,579.70</b>      | <b>57,946.62</b>       | <b>188,633.08</b>            | <b>269.70</b>     | <b>188,363.38</b>           | <b>23.50</b>               |
| <b>Dept 1440</b>       | <b>ENGINEERING</b>             |                                  |                    |                        |                        |                              |                   |                             |                            |
| 0004                   | CONTRACTUAL & MISC.<br>EXPENSE | 14,539.00                        | 20,000.00          | 25,439.00              | 14,539.00              | 10,900.00                    | 0.00              | 10,900.00                   | 57.15                      |
| <b>Total Dept 1440</b> | <b>ENGINEERING</b>             | <b>14,539.00</b>                 | <b>20,000.00</b>   | <b>25,439.00</b>       | <b>14,539.00</b>       | <b>10,900.00</b>             | <b>0.00</b>       | <b>10,900.00</b>            | <b>57.15</b>               |
| <b>Dept 1450</b>       | <b>ELECTIONS</b>               |                                  |                    |                        |                        |                              |                   |                             |                            |
| 0004                   | CONTRACTUAL & MISC.<br>EXPENSE | 0.00                             | 500.00             | 500.00                 | 0.00                   | 500.00                       | 0.00              | 500.00                      | 0.00                       |
| <b>Total Dept 1450</b> | <b>ELECTIONS</b>               | <b>0.00</b>                      | <b>500.00</b>      | <b>500.00</b>          | <b>0.00</b>            | <b>500.00</b>                | <b>0.00</b>       | <b>500.00</b>               | <b>0.00</b>                |
| <b>Dept 1460</b>       | <b>RECORDS MANAGEMENT</b>      |                                  |                    |                        |                        |                              |                   |                             |                            |
| 0004                   | CONTRACTUAL & MISC.            | 0.00                             | 1,000.00           | 1,000.00               | 0.00                   | 1,000.00                     | 0.00              | 1,000.00                    | 0.00                       |

# TOWN OF PITTSFORD

## Expense Control Report

Fiscal Year: 2023 Period From: 1 To: 12

|                        |                                       | Curr. Month<br>Total<br>Expended | Original<br>Budget | YTD Adjusted<br>Budget | YTD Actual<br>Expended | YTD<br>Unexpended<br>Balance | YTD<br>Encumbered | YTD<br>Available<br>Balance | Percent<br>Exp.<br>Balance |
|------------------------|---------------------------------------|----------------------------------|--------------------|------------------------|------------------------|------------------------------|-------------------|-----------------------------|----------------------------|
| <b>Fund 0001</b>       | <b>GENERAL FUND</b>                   |                                  |                    |                        |                        |                              |                   |                             |                            |
| <b>Dept 1460</b>       | <b>RECORDS MANAGEMENT<br/>EXPENSE</b> |                                  |                    |                        |                        |                              |                   |                             |                            |
| <b>Total Dept 1460</b> | <b>RECORDS MANAGEMENT</b>             | <b>0.00</b>                      | <b>1,000.00</b>    | <b>1,000.00</b>        | <b>0.00</b>            | <b>1,000.00</b>              | <b>0.00</b>       | <b>1,000.00</b>             | <b>0.00</b>                |
| <b>Dept 1490</b>       | <b>PUBLIC WORKS</b>                   |                                  |                    |                        |                        |                              |                   |                             |                            |
| 0001                   | PERSONAL SERVICES                     | 9,171.49                         | 247,250.00         | 247,250.00             | 85,101.41              | 162,148.59                   | 0.00              | 162,148.59                  | 34.42                      |
| 0002                   | EQUIPMENT & CAPITAL<br>OUTLAY         | 0.00                             | 1,000.00           | 1,000.00               | 0.00                   | 1,000.00                     | 0.00              | 1,000.00                    | 0.00                       |
| 0004                   | CONTRACTUAL & MISC.<br>EXPENSE        | 344.50                           | 19,060.00          | 19,073.89              | 1,828.96               | 17,244.93                    | 253.84            | 16,991.09                   | 9.59                       |
| <b>Total Dept 1490</b> | <b>PUBLIC WORKS</b>                   | <b>9,515.99</b>                  | <b>267,310.00</b>  | <b>267,323.89</b>      | <b>86,930.37</b>       | <b>180,393.52</b>            | <b>253.84</b>     | <b>180,139.68</b>           | <b>32.52</b>               |
| <b>Dept 1620</b>       | <b>BUILDING</b>                       |                                  |                    |                        |                        |                              |                   |                             |                            |
| 0001                   | PERSONAL SERVICES                     | 191.76                           | 5,000.00           | 5,000.00               | 1,725.84               | 3,274.16                     | 0.00              | 3,274.16                    | 34.52                      |
| 0004                   | CONTRACTUAL & MISC.<br>EXPENSE        | 11,787.68                        | 270,251.00         | 270,527.06             | 64,854.50              | 205,672.56                   | 790.00            | 204,882.56                  | 23.97                      |
| <b>Total Dept 1620</b> | <b>BUILDING</b>                       | <b>11,979.44</b>                 | <b>275,251.00</b>  | <b>275,527.06</b>      | <b>66,580.34</b>       | <b>208,946.72</b>            | <b>790.00</b>     | <b>208,156.72</b>           | <b>24.16</b>               |
| <b>Dept 1670</b>       | <b>CENTRAL MAILING</b>                |                                  |                    |                        |                        |                              |                   |                             |                            |
| 0004                   | CONTRACTUAL & MISC.<br>EXPENSE        | 0.00                             | 60,000.00          | 60,000.00              | 14,804.89              | 45,195.11                    | 0.00              | 45,195.11                   | 24.67                      |
| <b>Total Dept 1670</b> | <b>CENTRAL MAILING</b>                | <b>0.00</b>                      | <b>60,000.00</b>   | <b>60,000.00</b>       | <b>14,804.89</b>       | <b>45,195.11</b>             | <b>0.00</b>       | <b>45,195.11</b>            | <b>24.67</b>               |
| <b>Dept 1680</b>       | <b>DATA PROCESSING</b>                |                                  |                    |                        |                        |                              |                   |                             |                            |
| 0001                   | PERSONAL SERVICES                     | 6,780.18                         | 237,885.00         | 237,885.00             | 76,153.94              | 161,731.06                   | 0.00              | 161,731.06                  | 32.01                      |
| 0002                   | EQUIPMENT & CAPITAL<br>OUTLAY         | 105.87                           | 2,500.00           | 3,181.61               | 1,583.12               | 1,598.49                     | 0.00              | 1,598.49                    | 49.76                      |
| 0004                   | CONTRACTUAL & MISC.<br>EXPENSE        | (2,161.23)                       | 156,736.00         | 255,226.54             | 74,015.25              | 181,211.29                   | 86,461.48         | 94,749.81                   | 29.00                      |
| <b>Total Dept 1680</b> | <b>DATA PROCESSING</b>                | <b>4,724.82</b>                  | <b>397,121.00</b>  | <b>496,293.15</b>      | <b>151,752.31</b>      | <b>344,540.84</b>            | <b>86,461.48</b>  | <b>258,079.36</b>           | <b>30.58</b>               |
| <b>Dept 1910</b>       | <b>UNALLOCATED INSURANCE</b>          |                                  |                    |                        |                        |                              |                   |                             |                            |
| 0004                   | CONTRACTUAL & MISC.<br>EXPENSE        | 0.00                             | 235,000.00         | 235,000.00             | 10.00                  | 234,990.00                   | 0.00              | 234,990.00                  | 0.00                       |
| <b>Total Dept 1910</b> | <b>UNALLOCATED INSURANCE</b>          | <b>0.00</b>                      | <b>235,000.00</b>  | <b>235,000.00</b>      | <b>10.00</b>           | <b>234,990.00</b>            | <b>0.00</b>       | <b>234,990.00</b>           | <b>0.00</b>                |
| <b>Dept 1920</b>       | <b>MUNICIPAL ASSOCIATION<br/>DUES</b> |                                  |                    |                        |                        |                              |                   |                             |                            |
| 0004                   | CONTRACTUAL & MISC.<br>EXPENSE        | 0.00                             | 1,900.00           | 1,900.00               | 1,650.00               | 250.00                       | 0.00              | 250.00                      | 86.84                      |
| <b>Total Dept 1920</b> | <b>MUNICIPAL ASSOCIATION<br/>DUES</b> | <b>0.00</b>                      | <b>1,900.00</b>    | <b>1,900.00</b>        | <b>1,650.00</b>        | <b>250.00</b>                | <b>0.00</b>       | <b>250.00</b>               | <b>86.84</b>               |
| <b>Dept 1930</b>       | <b>JUDGEMENTS/CLAIMS</b>              |                                  |                    |                        |                        |                              |                   |                             |                            |
| 0004                   | CONTRACTUAL & MISC.<br>EXPENSE        | 1,663.04                         | 4,000.00           | 4,000.00               | 3,913.04               | 86.96                        | 0.00              | 86.96                       | 97.83                      |
| <b>Total Dept 1930</b> | <b>JUDGEMENTS/CLAIMS</b>              | <b>1,663.04</b>                  | <b>4,000.00</b>    | <b>4,000.00</b>        | <b>3,913.04</b>        | <b>86.96</b>                 | <b>0.00</b>       | <b>86.96</b>                | <b>97.83</b>               |
| <b>Dept 1950</b>       | <b>PROPERTY TAX</b>                   |                                  |                    |                        |                        |                              |                   |                             |                            |
| 0004                   | CONTRACTUAL & MISC.                   | 0.00                             | 7,500.00           | 7,500.00               | 6,052.08               | 1,447.92                     | 0.00              | 1,447.92                    | 80.69                      |

# TOWN OF PITTSFORD

## Expense Control Report

Fiscal Year: 2023 Period From: 1 To: 12

|                        |                                 | Curr. Month<br>Total<br>Expended | Original<br>Budget | YTD Adjusted<br>Budget | YTD Actual<br>Expended | YTD<br>Unexpended<br>Balance | YTD<br>Encumbered | YTD<br>Available<br>Balance | Percent<br>Exp.<br>Balance |
|------------------------|---------------------------------|----------------------------------|--------------------|------------------------|------------------------|------------------------------|-------------------|-----------------------------|----------------------------|
| <b>Fund 0001</b>       | <b>GENERAL FUND</b>             |                                  |                    |                        |                        |                              |                   |                             |                            |
| <b>Dept 1950</b>       | <b>PROPERTY TAX<br/>EXPENSE</b> |                                  |                    |                        |                        |                              |                   |                             |                            |
| <b>Total Dept 1950</b> | <b>PROPERTY TAX</b>             | <b>0.00</b>                      | <b>7,500.00</b>    | <b>7,500.00</b>        | <b>6,052.08</b>        | <b>1,447.92</b>              | <b>0.00</b>       | <b>1,447.92</b>             | <b>80.69</b>               |
| <b>Dept 1989</b>       | <b>UNCLASSIFIED</b>             |                                  |                    |                        |                        |                              |                   |                             |                            |
| 0002                   | EQUIPMENT & CAPITAL<br>OUTLAY   | 4,749.72                         | 189,250.00         | 204,525.00             | 79,761.44              | 124,763.56                   | 33,769.00         | 90,994.56                   | 39.00                      |
| <b>Total Dept 1989</b> | <b>UNCLASSIFIED</b>             | <b>4,749.72</b>                  | <b>189,250.00</b>  | <b>204,525.00</b>      | <b>79,761.44</b>       | <b>124,763.56</b>            | <b>33,769.00</b>  | <b>90,994.56</b>            | <b>39.00</b>               |
| <b>Dept 1990</b>       | <b>CONTINGENCY</b>              |                                  |                    |                        |                        |                              |                   |                             |                            |
| 0004                   | CONTRACTUAL & MISC.<br>EXPENSE  | 0.00                             | 150,000.00         | 141,775.00             | 0.00                   | 141,775.00                   | 0.00              | 141,775.00                  | 0.00                       |
| <b>Total Dept 1990</b> | <b>CONTINGENCY</b>              | <b>0.00</b>                      | <b>150,000.00</b>  | <b>141,775.00</b>      | <b>0.00</b>            | <b>141,775.00</b>            | <b>0.00</b>       | <b>141,775.00</b>           | <b>0.00</b>                |
| <b>Dept 2620</b>       | <b>CUSTODIAL</b>                |                                  |                    |                        |                        |                              |                   |                             |                            |
| 0001                   | PERSONAL SERVICES               | 17,788.51                        | 466,682.00         | 466,682.00             | 162,706.23             | 303,975.77                   | 0.00              | 303,975.77                  | 34.86                      |
| 0002                   | EQUIPMENT & CAPITAL<br>OUTLAY   | 0.00                             | 4,600.00           | 112,596.86             | 9,852.26               | 102,744.60                   | 98,708.64         | 4,035.96                    | 8.75                       |
| 0004                   | CONTRACTUAL & MISC.<br>EXPENSE  | 4,587.57                         | 185,029.00         | 208,141.06             | 77,659.97              | 130,481.09                   | 53,850.75         | 76,630.34                   | 37.31                      |
| <b>Total Dept 2620</b> | <b>CUSTODIAL</b>                | <b>22,376.08</b>                 | <b>656,311.00</b>  | <b>787,419.92</b>      | <b>250,218.46</b>      | <b>537,201.46</b>            | <b>152,559.39</b> | <b>384,642.07</b>           | <b>31.78</b>               |
| <b>Dept 3120</b>       | <b>CROSSING GUARDS</b>          |                                  |                    |                        |                        |                              |                   |                             |                            |
| 0001                   | PERSONAL SERVICES               | 7,099.34                         | 192,090.00         | 192,090.00             | 59,175.19              | 132,914.81                   | 0.00              | 132,914.81                  | 30.81                      |
| 0004                   | CONTRACTUAL & MISC.<br>EXPENSE  | 0.00                             | 1,450.00           | 1,450.00               | 0.00                   | 1,450.00                     | 0.00              | 1,450.00                    | 0.00                       |
| <b>Total Dept 3120</b> | <b>CROSSING GUARDS</b>          | <b>7,099.34</b>                  | <b>193,540.00</b>  | <b>193,540.00</b>      | <b>59,175.19</b>       | <b>134,364.81</b>            | <b>0.00</b>       | <b>134,364.81</b>           | <b>30.58</b>               |
| <b>Dept 3310</b>       | <b>TRAFFIC</b>                  |                                  |                    |                        |                        |                              |                   |                             |                            |
| 0002                   | EQUIPMENT & CAPITAL<br>OUTLAY   | 0.00                             | 9,000.00           | 9,500.00               | 0.00                   | 9,500.00                     | 500.00            | 9,000.00                    | 0.00                       |
| 0004                   | CONTRACTUAL & MISC.<br>EXPENSE  | 0.00                             | 8,000.00           | 19,391.60              | 10,099.24              | 9,292.36                     | 6,700.75          | 2,591.61                    | 52.08                      |
| <b>Total Dept 3310</b> | <b>TRAFFIC</b>                  | <b>0.00</b>                      | <b>17,000.00</b>   | <b>28,891.60</b>       | <b>10,099.24</b>       | <b>18,792.36</b>             | <b>7,200.75</b>   | <b>11,591.61</b>            | <b>34.96</b>               |
| <b>Dept 3510</b>       | <b>CONTROL OF ANIMALS</b>       |                                  |                    |                        |                        |                              |                   |                             |                            |
| 0001                   | PERSONAL SERVICES               | 2,454.16                         | 64,000.00          | 64,000.00              | 22,087.44              | 41,912.56                    | 0.00              | 41,912.56                   | 34.51                      |
| 0004                   | CONTRACTUAL & MISC.<br>EXPENSE  | 76.54                            | 6,000.00           | 6,000.00               | 500.54                 | 5,499.46                     | 0.00              | 5,499.46                    | 8.34                       |
| <b>Total Dept 3510</b> | <b>CONTROL OF ANIMALS</b>       | <b>2,530.70</b>                  | <b>70,000.00</b>   | <b>70,000.00</b>       | <b>22,587.98</b>       | <b>47,412.02</b>             | <b>0.00</b>       | <b>47,412.02</b>            | <b>32.27</b>               |
| <b>Dept 4210</b>       | <b>YOUTH SERVICES</b>           |                                  |                    |                        |                        |                              |                   |                             |                            |
| 0004                   | CONTRACTUAL & MISC.<br>EXPENSE  | 5,500.00                         | 66,000.00          | 66,000.00              | 27,500.00              | 38,500.00                    | 0.00              | 38,500.00                   | 41.67                      |
| <b>Total Dept 4210</b> | <b>YOUTH SERVICES</b>           | <b>5,500.00</b>                  | <b>66,000.00</b>   | <b>66,000.00</b>       | <b>27,500.00</b>       | <b>38,500.00</b>             | <b>0.00</b>       | <b>38,500.00</b>            | <b>41.67</b>               |
| <b>Dept 4560</b>       | <b>PHYSICIAN</b>                |                                  |                    |                        |                        |                              |                   |                             |                            |
| 0004                   | CONTRACTUAL & MISC.<br>EXPENSE  | 0.00                             | 1,400.00           | 1,400.00               | 415.00                 | 985.00                       | 0.00              | 985.00                      | 29.64                      |

# TOWN OF PITTSFORD

## Expense Control Report

Fiscal Year: 2023 Period From: 1 To: 12

|                        |                                       | Curr. Month<br>Total<br>Expended | Original<br>Budget | YTD Adjusted<br>Budget | YTD Actual<br>Expended | YTD<br>Unexpended<br>Balance | YTD<br>Encumbered | YTD<br>Available<br>Balance | Percent<br>Exp.<br>Balance |
|------------------------|---------------------------------------|----------------------------------|--------------------|------------------------|------------------------|------------------------------|-------------------|-----------------------------|----------------------------|
| <b>Fund 0001</b>       | <b>GENERAL FUND</b>                   |                                  |                    |                        |                        |                              |                   |                             |                            |
| <b>Dept 4560</b>       | <b>PHYSICIAN</b>                      |                                  |                    |                        |                        |                              |                   |                             |                            |
| <b>Total Dept 4560</b> | <b>PHYSICIAN</b>                      | <b>0.00</b>                      | <b>1,400.00</b>    | <b>1,400.00</b>        | <b>415.00</b>          | <b>985.00</b>                | <b>0.00</b>       | <b>985.00</b>               | <b>29.64</b>               |
| <b>Dept 5010</b>       | <b>SUPERINTENDENT OF<br/>HIGHWAYS</b> |                                  |                    |                        |                        |                              |                   |                             |                            |
| 0001                   | PERSONAL SERVICES                     | 2,579.00                         | 66,104.00          | 66,104.00              | 22,173.03              | 43,930.97                    | 0.00              | 43,930.97                   | 33.54                      |
| 0002                   | EQUIPMENT & CAPITAL<br>OUTLAY         | 0.00                             | 500.00             | 500.00                 | 467.77                 | 32.23                        | 0.00              | 32.23                       | 93.55                      |
| 0004                   | CONTRACTUAL & MISC.<br>EXPENSE        | (429.82)                         | 1,000.00           | 1,000.00               | 415.87                 | 584.13                       | 250.00            | 334.13                      | 41.59                      |
| <b>Total Dept 5010</b> | <b>SUPERINTENDENT OF<br/>HIGHWAYS</b> | <b>2,149.18</b>                  | <b>67,604.00</b>   | <b>67,604.00</b>       | <b>23,056.67</b>       | <b>44,547.33</b>             | <b>250.00</b>     | <b>44,297.33</b>            | <b>34.11</b>               |
| <b>Dept 5132</b>       | <b>HIGHWAY GARAGE</b>                 |                                  |                    |                        |                        |                              |                   |                             |                            |
| 0002                   | EQUIPMENT & CAPITAL<br>OUTLAY         | 0.00                             | 26,000.00          | 43,797.00              | 17,663.41              | 26,133.59                    | 7,817.00          | 18,316.59                   | 40.33                      |
| 0004                   | CONTRACTUAL & MISC.<br>EXPENSE        | 1,261.92                         | 54,128.00          | 55,928.00              | 20,351.08              | 35,576.92                    | 1,976.02          | 33,600.90                   | 36.39                      |
| <b>Total Dept 5132</b> | <b>HIGHWAY GARAGE</b>                 | <b>1,261.92</b>                  | <b>80,128.00</b>   | <b>99,725.00</b>       | <b>38,014.49</b>       | <b>61,710.51</b>             | <b>9,793.02</b>   | <b>51,917.49</b>            | <b>38.12</b>               |
| <b>Dept 5182</b>       | <b>STREET LIGHTING</b>                |                                  |                    |                        |                        |                              |                   |                             |                            |
| 0004                   | CONTRACTUAL & MISC.<br>EXPENSE        | 133.19                           | 40,000.00          | 40,000.00              | 6,852.21               | 33,147.79                    | 0.00              | 33,147.79                   | 17.13                      |
| <b>Total Dept 5182</b> | <b>STREET LIGHTING</b>                | <b>133.19</b>                    | <b>40,000.00</b>   | <b>40,000.00</b>       | <b>6,852.21</b>        | <b>33,147.79</b>             | <b>0.00</b>       | <b>33,147.79</b>            | <b>17.13</b>               |
| <b>Dept 6410</b>       | <b>PUBLICITY</b>                      |                                  |                    |                        |                        |                              |                   |                             |                            |
| 0001                   | PERSONAL SERVICES                     | 3,000.00                         | 108,423.00         | 108,423.00             | 27,000.00              | 81,423.00                    | 0.00              | 81,423.00                   | 24.90                      |
| 0002                   | EQUIPMENT & CAPITAL<br>OUTLAY         | 0.00                             | 500.00             | 500.00                 | 0.00                   | 500.00                       | 0.00              | 500.00                      | 0.00                       |
| 0004                   | CONTRACTUAL & MISC.<br>EXPENSE        | 5.88                             | 52,370.00          | 52,370.00              | 6,446.40               | 45,923.60                    | 0.00              | 45,923.60                   | 12.31                      |
| <b>Total Dept 6410</b> | <b>PUBLICITY</b>                      | <b>3,005.88</b>                  | <b>161,293.00</b>  | <b>161,293.00</b>      | <b>33,446.40</b>       | <b>127,846.60</b>            | <b>0.00</b>       | <b>127,846.60</b>           | <b>20.74</b>               |
| <b>Dept 6510</b>       | <b>VETERANS SERVICE</b>               |                                  |                    |                        |                        |                              |                   |                             |                            |
| 0004                   | CONTRACTUAL & MISC.<br>EXPENSE        | 0.00                             | 300.00             | 300.00                 | 0.00                   | 300.00                       | 0.00              | 300.00                      | 0.00                       |
| <b>Total Dept 6510</b> | <b>VETERANS SERVICE</b>               | <b>0.00</b>                      | <b>300.00</b>      | <b>300.00</b>          | <b>0.00</b>            | <b>300.00</b>                | <b>0.00</b>       | <b>300.00</b>               | <b>0.00</b>                |
| <b>Dept 6772</b>       | <b>PROGRAMS FOR AGING</b>             |                                  |                    |                        |                        |                              |                   |                             |                            |
| 0001                   | PERSONAL SERVICES                     | 6,470.46                         | 172,000.00         | 172,000.00             | 56,388.14              | 115,611.86                   | 0.00              | 115,611.86                  | 32.78                      |
| 0004                   | CONTRACTUAL & MISC.<br>EXPENSE        | 4,820.17                         | 104,490.00         | 104,490.00             | 29,957.68              | 74,532.32                    | 0.00              | 74,532.32                   | 28.67                      |
| <b>Total Dept 6772</b> | <b>PROGRAMS FOR AGING</b>             | <b>11,290.63</b>                 | <b>276,490.00</b>  | <b>276,490.00</b>      | <b>86,345.82</b>       | <b>190,144.18</b>            | <b>0.00</b>       | <b>190,144.18</b>           | <b>31.23</b>               |
| <b>Dept 7020</b>       | <b>RECREATION<br/>ADMINISTRATION</b>  |                                  |                    |                        |                        |                              |                   |                             |                            |
| 0001                   | PERSONAL SERVICES                     | 22,625.73                        | 730,995.00         | 730,995.00             | 209,381.08             | 521,613.92                   | 0.00              | 521,613.92                  | 28.64                      |
| 0002                   | EQUIPMENT & CAPITAL<br>OUTLAY         | 0.00                             | 5,000.00           | 5,000.00               | 1,090.16               | 3,909.84                     | 0.00              | 3,909.84                    | 21.80                      |
| 0004                   | CONTRACTUAL & MISC.                   | 25,755.55                        | 423,200.00         | 423,200.00             | 131,810.84             | 291,389.16                   | 0.00              | 291,389.16                  | 31.15                      |



# TOWN OF PITTSFORD

## Expense Control Report

Fiscal Year: 2023 Period From: 1 To: 12

|                        |   | Curr. Month<br>Total<br>Expended | Original<br>Budget  | YTD Adjusted<br>Budget | YTD Actual<br>Expended | YTD<br>Unexpended<br>Balance | YTD<br>Encumbered | YTD<br>Available<br>Balance | Percent<br>Exp.<br>Balance |
|------------------------|---|----------------------------------|---------------------|------------------------|------------------------|------------------------------|-------------------|-----------------------------|----------------------------|
| <b>Fund 0001</b>       | <b>GENERAL FUND</b>                     |                                  |                     |                        |                        |                              |                   |                             |                            |
| <b>Dept 8540</b>       | <b>DRAINAGE</b>                         |                                  |                     |                        |                        |                              |                   |                             |                            |
| 0001                   | PERSONAL SERVICES                       | 3,302.12                         | 102,000.00          | 102,000.00             | 23,885.62              | 78,114.38                    | 0.00              | 78,114.38                   | 23.42                      |
| 0002                   | EQUIPMENT & CAPITAL<br>OUTLAY           | 0.00                             | 51,000.00           | 53,600.00              | 2,550.00               | 51,050.00                    | 1,800.00          | 49,250.00                   | 4.76                       |
| 0004                   | CONTRACTUAL & MISC.<br>EXPENSE          | 6,597.36                         | 56,825.00           | 60,320.00              | 19,006.78              | 41,313.22                    | 18,700.00         | 22,613.22                   | 31.51                      |
| <b>Total Dept 8540</b> | <b>DRAINAGE</b>                         | <b>9,899.48</b>                  | <b>209,825.00</b>   | <b>215,920.00</b>      | <b>45,442.40</b>       | <b>170,477.60</b>            | <b>20,500.00</b>  | <b>149,977.60</b>           | <b>21.05</b>               |
| <b>Dept 8660</b>       | <b>ACQUISITION OF REAL<br/>PROPERTY</b> |                                  |                     |                        |                        |                              |                   |                             |                            |
| 0522                   |   | (10,000.00)                      | 0.00                | 0.00                   | 0.00                   | 0.00                         | 0.00              | 0.00                        | 0.00                       |
| <b>Total Dept 8660</b> | <b>ACQUISITION OF REAL<br/>PROPERTY</b> | <b>(10,000.00)</b>               | <b>0.00</b>         | <b>0.00</b>            | <b>0.00</b>            | <b>0.00</b>                  | <b>0.00</b>       | <b>0.00</b>                 | <b>0.00</b>                |
| <b>Dept 9010</b>       | <b>STATE RETIREMENT</b>                 |                                  |                     |                        |                        |                              |                   |                             |                            |
| 0008                   | EMPLOYEE BENEFITS                       | 0.00                             | 400,000.00          | 400,000.00             | 83,245.55              | 316,754.45                   | 0.00              | 316,754.45                  | 20.81                      |
| <b>Total Dept 9010</b> | <b>STATE RETIREMENT</b>                 | <b>0.00</b>                      | <b>400,000.00</b>   | <b>400,000.00</b>      | <b>83,245.55</b>       | <b>316,754.45</b>            | <b>0.00</b>       | <b>316,754.45</b>           | <b>20.81</b>               |
| <b>Dept 9030</b>       | <b>SOCIAL SECURITY</b>                  |                                  |                     |                        |                        |                              |                   |                             |                            |
| 0008                   | EMPLOYEE BENEFITS                       | 11,874.60                        | 352,000.00          | 352,000.00             | 105,090.72             | 246,909.28                   | 0.00              | 246,909.28                  | 29.86                      |
| <b>Total Dept 9030</b> | <b>SOCIAL SECURITY</b>                  | <b>11,874.60</b>                 | <b>352,000.00</b>   | <b>352,000.00</b>      | <b>105,090.72</b>      | <b>246,909.28</b>            | <b>0.00</b>       | <b>246,909.28</b>           | <b>29.86</b>               |
| <b>Dept 9040</b>       | <b>WORKERS COMPENSATION</b>             |                                  |                     |                        |                        |                              |                   |                             |                            |
| 0008                   | EMPLOYEE BENEFITS                       | 0.00                             | 81,000.00           | 81,000.00              | 64,280.00              | 16,720.00                    | 0.00              | 16,720.00                   | 79.36                      |
| <b>Total Dept 9040</b> | <b>WORKERS COMPENSATION</b>             | <b>0.00</b>                      | <b>81,000.00</b>    | <b>81,000.00</b>       | <b>64,280.00</b>       | <b>16,720.00</b>             | <b>0.00</b>       | <b>16,720.00</b>            | <b>79.36</b>               |
| <b>Dept 9045</b>       | <b>LIFE INSURANCE</b>                   |                                  |                     |                        |                        |                              |                   |                             |                            |
| 0008                   | EMPLOYEE BENEFITS                       | 0.00                             | 2,000.00            | 2,000.00               | 650.55                 | 1,349.45                     | 0.00              | 1,349.45                    | 32.53                      |
| <b>Total Dept 9045</b> | <b>LIFE INSURANCE</b>                   | <b>0.00</b>                      | <b>2,000.00</b>     | <b>2,000.00</b>        | <b>650.55</b>          | <b>1,349.45</b>              | <b>0.00</b>       | <b>1,349.45</b>             | <b>32.53</b>               |
| <b>Dept 9050</b>       | <b>UNEMPLOYMENT<br/>INSURANCE</b>       |                                  |                     |                        |                        |                              |                   |                             |                            |
| 0008                   | EMPLOYEE BENEFITS                       | 0.00                             | 5,000.00            | 15,000.00              | 6,479.44               | 8,520.56                     | 0.00              | 8,520.56                    | 43.20                      |
| <b>Total Dept 9050</b> | <b>UNEMPLOYMENT<br/>INSURANCE</b>       | <b>0.00</b>                      | <b>5,000.00</b>     | <b>15,000.00</b>       | <b>6,479.44</b>        | <b>8,520.56</b>              | <b>0.00</b>       | <b>8,520.56</b>             | <b>43.20</b>               |
| <b>Dept 9055</b>       | <b>DISABILITY INSURANCE</b>             |                                  |                     |                        |                        |                              |                   |                             |                            |
| 0008                   | EMPLOYEE BENEFITS                       | 0.00                             | 6,132.00            | 6,132.00               | 1,908.89               | 4,223.11                     | 0.00              | 4,223.11                    | 31.13                      |
| <b>Total Dept 9055</b> | <b>DISABILITY INSURANCE</b>             | <b>0.00</b>                      | <b>6,132.00</b>     | <b>6,132.00</b>        | <b>1,908.89</b>        | <b>4,223.11</b>              | <b>0.00</b>       | <b>4,223.11</b>             | <b>31.13</b>               |
| <b>Dept 9060</b>       | <b>HOSPITALIZATION</b>                  |                                  |                     |                        |                        |                              |                   |                             |                            |
| 0008                   | EMPLOYEE BENEFITS                       | 383.23                           | 1,055,000.00        | 1,045,000.00           | 370,412.01             | 674,587.99                   | 0.00              | 674,587.99                  | 35.45                      |
| <b>Total Dept 9060</b> | <b>HOSPITALIZATION</b>                  | <b>383.23</b>                    | <b>1,055,000.00</b> | <b>1,045,000.00</b>    | <b>370,412.01</b>      | <b>674,587.99</b>            | <b>0.00</b>       | <b>674,587.99</b>           | <b>35.45</b>               |
| <b>Dept 9089</b>       | <b>MISC. EMPLOYEE BENEFITS</b>          |                                  |                     |                        |                        |                              |                   |                             |                            |
| 0008                   | EMPLOYEE BENEFITS                       | 330.83                           | 5,000.00            | 5,000.00               | 1,964.98               | 3,035.02                     | 0.00              | 3,035.02                    | 39.30                      |
| <b>Total Dept 9089</b> | <b>MISC. EMPLOYEE BENEFITS</b>          | <b>330.83</b>                    | <b>5,000.00</b>     | <b>5,000.00</b>        | <b>1,964.98</b>        | <b>3,035.02</b>              | <b>0.00</b>       | <b>3,035.02</b>             | <b>39.30</b>               |

# TOWN OF PITTSFORD

## Expense Control Report

Fiscal Year: 2023 Period From: 1 To: 12

|                        |   | <b>Curr. Month<br/>Total<br/>Expended</b> | <b>Original<br/>Budget</b> | <b>YTD Adjusted<br/>Budget</b> | <b>YTD Actual<br/>Expended</b> | <b>YTD<br/>Unexpended<br/>Balance</b> | <b>YTD<br/>Encumbered</b> | <b>YTD<br/>Available<br/>Balance</b> | <b>Percent<br/>Exp.<br/>Balance</b> |
|------------------------|---|---|----------------------------|--------------------------------|--------------------------------|---------------------------------------|---------------------------|--------------------------------------|-------------------------------------|
| <b>Fund 0001</b>       | <b>GENERAL FUND</b>                     |   |                            |                                |                                |                                       |                           |                                      |                                     |
| <b>Dept 9710</b>       | <b>SERIAL BONDS</b>                     |   |                            |                                |                                |                                       |                           |                                      |                                     |
| 0006                   | PRINCIPAL ON<br>INDEBTEDNESS            | 0.00                                      | 85,000.00                  | 85,000.00                      | 0.00                           | 85,000.00                             | 0.00                      | 85,000.00                            | 0.00                                |
| 0007                   | INTEREST ON<br>INDEBTEDNESS             | 0.00                                      | 1,275.00                   | 1,275.00                       | 0.00                           | 1,275.00                              | 0.00                      | 1,275.00                             | 0.00                                |
| <b>Total Dept 9710</b> | <b>SERIAL BONDS</b>                     | <b>0.00</b>                               | <b>86,275.00</b>           | <b>86,275.00</b>               | <b>0.00</b>                    | <b>86,275.00</b>                      | <b>0.00</b>               | <b>86,275.00</b>                     | <b>0.00</b>                         |
| <b>Dept 9901</b>       | <b>INTERFUND TRANSFERS</b>              |   |                            |                                |                                |                                       |                           |                                      |                                     |
| 0009                   | INTERFUND TRANSFERS                     | 0.00                                      | 2,056,750.00               | 2,201,750.00                   | 918,774.08                     | 1,282,975.92                          | 0.00                      | 1,282,975.92                         | 41.73                               |
| <b>Total Dept 9901</b> | <b>INTERFUND TRANSFERS</b>              | <b>0.00</b>                               | <b>2,056,750.00</b>        | <b>2,201,750.00</b>            | <b>918,774.08</b>              | <b>1,282,975.92</b>                   | <b>0.00</b>               | <b>1,282,975.92</b>                  | <b>41.73</b>                        |
| <b>Dept 9950</b>       | <b>TRANSFER TO CAPITAL<br/>PROJECTS</b> |   |                            |                                |                                |                                       |                           |                                      |                                     |
| 0009                   | INTERFUND TRANSFERS                     | 0.00                                      | 117,600.00                 | 472,740.18                     | 409,000.00                     | 63,740.18                             | 0.00                      | 63,740.18                            | 86.52                               |
| <b>Total Dept 9950</b> | <b>TRANSFER TO CAPITAL<br/>PROJECTS</b> | <b>0.00</b>                               | <b>117,600.00</b>          | <b>472,740.18</b>              | <b>409,000.00</b>              | <b>63,740.18</b>                      | <b>0.00</b>               | <b>63,740.18</b>                     | <b>86.52</b>                        |
| <b>Total Fund 0001</b> | <b>GENERAL FUND</b>                     | <b>301,155.85</b>                         | <b>11,782,543.00</b>       | <b>12,634,964.04</b>           | <b>4,309,190.38</b>            | <b>8,325,773.66</b>                   | <b>388,355.32</b>         | <b>7,937,418.34</b>                  | <b>34.11</b>                        |





# TOWN OF PITTSFORD

## Expense Control Report

Fiscal Year: 2023 Period From: 1 To: 12

|                        |                                   | <b>Curr. Month<br/>Total<br/>Expended</b> | <b>Original<br/>Budget</b> | <b>YTD Adjusted<br/>Budget</b> | <b>YTD Actual<br/>Expended</b> | <b>YTD<br/>Unexpended<br/>Balance</b> | <b>YTD<br/>Encumbered</b> | <b>YTD<br/>Available<br/>Balance</b> | <b>Percent<br/>Exp.<br/>Balance</b> |
|------------------------|-----------------------------------|---|----------------------------|--------------------------------|--------------------------------|---------------------------------------|---------------------------|--------------------------------------|-------------------------------------|
| <b>Fund 0002</b>       | <b>PART TOWN FUND</b>             |   |                            |                                |                                |                                       |                           |                                      |                                     |
| <b>Dept 9040</b>       | <b>WORKERS COMPENSATION</b>       |   |                            |                                |                                |                                       |                           |                                      |                                     |
| 0008                   | EMPLOYEE BENEFITS                 | 0.00                                      | 21,300.00                  | 21,300.00                      | 14,931.11                      | 6,368.89                              | 0.00                      | 6,368.89                             | 70.10                               |
| <b>Total Dept 9040</b> | <b>WORKERS COMPENSATION</b>       | <b>0.00</b>                               | <b>21,300.00</b>           | <b>21,300.00</b>               | <b>14,931.11</b>               | <b>6,368.89</b>                       | <b>0.00</b>               | <b>6,368.89</b>                      | <b>70.10</b>                        |
| <b>Dept 9045</b>       | <b>LIFE INSURANCE</b>             |   |                            |                                |                                |                                       |                           |                                      |                                     |
| 0008                   | EMPLOYEE BENEFITS                 | 0.00                                      | 400.00                     | 400.00                         | 141.85                         | 258.15                                | 0.00                      | 258.15                               | 35.46                               |
| <b>Total Dept 9045</b> | <b>LIFE INSURANCE</b>             | <b>0.00</b>                               | <b>400.00</b>              | <b>400.00</b>                  | <b>141.85</b>                  | <b>258.15</b>                         | <b>0.00</b>               | <b>258.15</b>                        | <b>35.46</b>                        |
| <b>Dept 9050</b>       | <b>UNEMPLOYMENT<br/>INSURANCE</b> |   |                            |                                |                                |                                       |                           |                                      |                                     |
| 0008                   | EMPLOYEE BENEFITS                 | 0.00                                      | 1,000.00                   | 1,000.00                       | 0.00                           | 1,000.00                              | 0.00                      | 1,000.00                             | 0.00                                |
| <b>Total Dept 9050</b> | <b>UNEMPLOYMENT<br/>INSURANCE</b> | <b>0.00</b>                               | <b>1,000.00</b>            | <b>1,000.00</b>                | <b>0.00</b>                    | <b>1,000.00</b>                       | <b>0.00</b>               | <b>1,000.00</b>                      | <b>0.00</b>                         |
| <b>Dept 9055</b>       | <b>DISABILITY INSURANCE</b>       |   |                            |                                |                                |                                       |                           |                                      |                                     |
| 0008                   | EMPLOYEE BENEFITS                 | 0.00                                      | 1,300.00                   | 1,300.00                       | 441.10                         | 858.90                                | 0.00                      | 858.90                               | 33.93                               |
| <b>Total Dept 9055</b> | <b>DISABILITY INSURANCE</b>       | <b>0.00</b>                               | <b>1,300.00</b>            | <b>1,300.00</b>                | <b>441.10</b>                  | <b>858.90</b>                         | <b>0.00</b>               | <b>858.90</b>                        | <b>33.93</b>                        |
| <b>Dept 9060</b>       | <b>HOSPITALIZATION</b>            |   |                            |                                |                                |                                       |                           |                                      |                                     |
| 0008                   | EMPLOYEE BENEFITS                 | 1,031.77                                  | 195,000.00                 | 195,000.00                     | 90,862.78                      | 104,137.22                            | 0.00                      | 104,137.22                           | 46.60                               |
| <b>Total Dept 9060</b> | <b>HOSPITALIZATION</b>            | <b>1,031.77</b>                           | <b>195,000.00</b>          | <b>195,000.00</b>              | <b>90,862.78</b>               | <b>104,137.22</b>                     | <b>0.00</b>               | <b>104,137.22</b>                    | <b>46.60</b>                        |
| <b>Dept 9089</b>       | <b>MISC. EMPLOYEE BENEFITS</b>    |   |                            |                                |                                |                                       |                           |                                      |                                     |
| 0008                   | EMPLOYEE BENEFITS                 | 4.50                                      | 100.00                     | 100.00                         | 34.50                          | 65.50                                 | 0.00                      | 65.50                                | 34.50                               |
| <b>Total Dept 9089</b> | <b>MISC. EMPLOYEE BENEFITS</b>    | <b>4.50</b>                               | <b>100.00</b>              | <b>100.00</b>                  | <b>34.50</b>                   | <b>65.50</b>                          | <b>0.00</b>               | <b>65.50</b>                         | <b>34.50</b>                        |
| <b>Total Fund 0002</b> | <b>PART TOWN FUND</b>             | <b>25,363.08</b>                          | <b>1,479,986.00</b>        | <b>1,670,135.68</b>            | <b>362,843.79</b>              | <b>1,307,291.89</b>                   | <b>268,624.68</b>         | <b>1,038,667.21</b>                  | <b>21.73</b>                        |

# TOWN OF PITTSFORD

## Expense Control Report

Fiscal Year: 2023 Period From: 1 To: 12

|                        |                                   | Curr. Month<br>Total<br>Expended | Original<br>Budget  | YTD Adjusted<br>Budget | YTD Actual<br>Expended | YTD<br>Unexpended<br>Balance | YTD<br>Encumbered | YTD<br>Available<br>Balance | Percent<br>Exp.<br>Balance |
|------------------------|-----------------------------------|----------------------------------|---------------------|------------------------|------------------------|------------------------------|-------------------|-----------------------------|----------------------------|
| <b>Fund 0003</b>       | <b>LIBRARY FUND</b>               |                                  |                     |                        |                        |                              |                   |                             |                            |
| <b>Dept 4560</b>       | <b>PHYSICIAN</b>                  |                                  |                     |                        |                        |                              |                   |                             |                            |
| 0004                   | CONTRACTUAL & MISC.<br>EXPENSE    | 0.00                             | 600.00              | 600.00                 | 170.00                 | 430.00                       | 0.00              | 430.00                      | 28.33                      |
| <b>Total Dept 4560</b> | <b>PHYSICIAN</b>                  | <b>0.00</b>                      | <b>600.00</b>       | <b>600.00</b>          | <b>170.00</b>          | <b>430.00</b>                | <b>0.00</b>       | <b>430.00</b>               | <b>28.33</b>               |
| <b>Dept 7410</b>       | <b>LIBRARY</b>                    |                                  |                     |                        |                        |                              |                   |                             |                            |
| 0001                   | PERSONAL SERVICES                 | 35,367.81                        | 990,498.00          | 990,498.00             | 319,273.44             | 671,224.56                   | 0.00              | 671,224.56                  | 32.23                      |
| 0002                   | EQUIPMENT & CAPITAL<br>OUTLAY     | 177.98                           | 2,910.00            | 17,005.81              | 13,974.32              | 3,031.49                     | 677.58            | 2,353.91                    | 82.17                      |
| 0004                   | CONTRACTUAL & MISC.<br>EXPENSE    | 39,783.68                        | 245,402.00          | 295,691.29             | 96,782.06              | 198,909.23                   | 35,538.84         | 163,370.39                  | 32.73                      |
| <b>Total Dept 7410</b> | <b>LIBRARY</b>                    | <b>75,329.47</b>                 | <b>1,238,810.00</b> | <b>1,303,195.10</b>    | <b>430,029.82</b>      | <b>873,165.28</b>            | <b>36,216.42</b>  | <b>836,948.86</b>           | <b>33.00</b>               |
| <b>Dept 9010</b>       | <b>STATE RETIREMENT</b>           |                                  |                     |                        |                        |                              |                   |                             |                            |
| 0008                   | EMPLOYEE BENEFITS                 | 0.00                             | 95,000.00           | 95,000.00              | 19,287.89              | 75,712.11                    | 0.00              | 75,712.11                   | 20.30                      |
| <b>Total Dept 9010</b> | <b>STATE RETIREMENT</b>           | <b>0.00</b>                      | <b>95,000.00</b>    | <b>95,000.00</b>       | <b>19,287.89</b>       | <b>75,712.11</b>             | <b>0.00</b>       | <b>75,712.11</b>            | <b>20.30</b>               |
| <b>Dept 9030</b>       | <b>SOCIAL SECURITY</b>            |                                  |                     |                        |                        |                              |                   |                             |                            |
| 0008                   | EMPLOYEE BENEFITS                 | 2,629.52                         | 80,000.00           | 80,000.00              | 23,739.41              | 56,260.59                    | 0.00              | 56,260.59                   | 29.67                      |
| <b>Total Dept 9030</b> | <b>SOCIAL SECURITY</b>            | <b>2,629.52</b>                  | <b>80,000.00</b>    | <b>80,000.00</b>       | <b>23,739.41</b>       | <b>56,260.59</b>             | <b>0.00</b>       | <b>56,260.59</b>            | <b>29.67</b>               |
| <b>Dept 9040</b>       | <b>WORKERS COMPENSATION</b>       |                                  |                     |                        |                        |                              |                   |                             |                            |
| 0008                   | EMPLOYEE BENEFITS                 | 0.00                             | 9,725.00            | 9,725.00               | 5,490.17               | 4,234.83                     | 0.00              | 4,234.83                    | 56.45                      |
| <b>Total Dept 9040</b> | <b>WORKERS COMPENSATION</b>       | <b>0.00</b>                      | <b>9,725.00</b>     | <b>9,725.00</b>        | <b>5,490.17</b>        | <b>4,234.83</b>              | <b>0.00</b>       | <b>4,234.83</b>             | <b>56.45</b>               |
| <b>Dept 9045</b>       | <b>LIFE INSURANCE</b>             |                                  |                     |                        |                        |                              |                   |                             |                            |
| 0008                   | EMPLOYEE BENEFITS                 | 0.00                             | 450.00              | 450.00                 | 170.50                 | 279.50                       | 0.00              | 279.50                      | 37.89                      |
| <b>Total Dept 9045</b> | <b>LIFE INSURANCE</b>             | <b>0.00</b>                      | <b>450.00</b>       | <b>450.00</b>          | <b>170.50</b>          | <b>279.50</b>                | <b>0.00</b>       | <b>279.50</b>               | <b>37.89</b>               |
| <b>Dept 9050</b>       | <b>UNEMPLOYMENT<br/>INSURANCE</b> |                                  |                     |                        |                        |                              |                   |                             |                            |
| 0008                   | EMPLOYEE BENEFITS                 | 0.00                             | 1,000.00            | 1,000.00               | 0.00                   | 1,000.00                     | 0.00              | 1,000.00                    | 0.00                       |
| <b>Total Dept 9050</b> | <b>UNEMPLOYMENT<br/>INSURANCE</b> | <b>0.00</b>                      | <b>1,000.00</b>     | <b>1,000.00</b>        | <b>0.00</b>            | <b>1,000.00</b>              | <b>0.00</b>       | <b>1,000.00</b>             | <b>0.00</b>                |
| <b>Dept 9055</b>       | <b>DISABILITY INSURANCE</b>       |                                  |                     |                        |                        |                              |                   |                             |                            |
| 0008                   | EMPLOYEE BENEFITS                 | 0.00                             | 1,500.00            | 1,500.00               | 419.30                 | 1,080.70                     | 0.00              | 1,080.70                    | 27.95                      |
| <b>Total Dept 9055</b> | <b>DISABILITY INSURANCE</b>       | <b>0.00</b>                      | <b>1,500.00</b>     | <b>1,500.00</b>        | <b>419.30</b>          | <b>1,080.70</b>              | <b>0.00</b>       | <b>1,080.70</b>             | <b>27.95</b>               |
| <b>Dept 9060</b>       | <b>HOSPITALIZATION</b>            |                                  |                     |                        |                        |                              |                   |                             |                            |
| 0008                   | EMPLOYEE BENEFITS                 | 930.36                           | 211,000.00          | 211,000.00             | 89,821.56              | 121,178.44                   | 0.00              | 121,178.44                  | 42.57                      |
| <b>Total Dept 9060</b> | <b>HOSPITALIZATION</b>            | <b>930.36</b>                    | <b>211,000.00</b>   | <b>211,000.00</b>      | <b>89,821.56</b>       | <b>121,178.44</b>            | <b>0.00</b>       | <b>121,178.44</b>           | <b>42.57</b>               |
| <b>Dept 9089</b>       | <b>MISC. EMPLOYEE BENEFITS</b>    |                                  |                     |                        |                        |                              |                   |                             |                            |
| 0008                   | EMPLOYEE BENEFITS                 | 7.50                             | 300.00              | 300.00                 | 57.50                  | 242.50                       | 0.00              | 242.50                      | 19.17                      |
| <b>Total Dept 9089</b> | <b>MISC. EMPLOYEE BENEFITS</b>    | <b>7.50</b>                      | <b>300.00</b>       | <b>300.00</b>          | <b>57.50</b>           | <b>242.50</b>                | <b>0.00</b>       | <b>242.50</b>               | <b>19.17</b>               |
| <b>Total Fund 0003</b> | <b>LIBRARY FUND</b>               | <b>78,896.85</b>                 | <b>1,638,385.00</b> | <b>1,702,770.10</b>    | <b>569,186.15</b>      | <b>1,133,583.95</b>          | <b>36,216.42</b>  | <b>1,097,367.53</b>         | <b>33.43</b>               |

# TOWN OF PITTSFORD

## Expense Control Report

Fiscal Year: 2023 Period From: 1 To: 12

|                        |                                    | Curr. Month<br>Total<br>Expended | Original<br>Budget  | YTD Adjusted<br>Budget | YTD Actual<br>Expended | YTD<br>Unexpended<br>Balance | YTD<br>Encumbered | YTD<br>Available<br>Balance | Percent<br>Exp.<br>Balance |
|------------------------|------------------------------------|----------------------------------|---------------------|------------------------|------------------------|------------------------------|-------------------|-----------------------------|----------------------------|
| <b>Fund 0004</b>       | <b>HIGHWAY WHOLE TOWN<br/>FUND</b> |                                  |                     |                        |                        |                              |                   |                             |                            |
| <b>Dept 1989</b>       | <b>UNCLASSIFIED</b>                |                                  |                     |                        |                        |                              |                   |                             |                            |
| 0002                   | EQUIPMENT & CAPITAL<br>OUTLAY      | 0.00                             | 325,000.00          | 979,439.00             | 627,404.60             | 352,034.40                   | 343,831.79        | 8,202.61                    | 64.06                      |
| <b>Total Dept 1989</b> | <b>UNCLASSIFIED</b>                | <b>0.00</b>                      | <b>325,000.00</b>   | <b>979,439.00</b>      | <b>627,404.60</b>      | <b>352,034.40</b>            | <b>343,831.79</b> | <b>8,202.61</b>             | <b>64.06</b>               |
| <b>Dept 4560</b>       | <b>PHYSICIAN</b>                   |                                  |                     |                        |                        |                              |                   |                             |                            |
| 0004                   | CONTRACTUAL & MISC.<br>EXPENSE     | 0.00                             | 1,750.00            | 1,750.00               | 0.00                   | 1,750.00                     | 0.00              | 1,750.00                    | 0.00                       |
| <b>Total Dept 4560</b> | <b>PHYSICIAN</b>                   | <b>0.00</b>                      | <b>1,750.00</b>     | <b>1,750.00</b>        | <b>0.00</b>            | <b>1,750.00</b>              | <b>0.00</b>       | <b>1,750.00</b>             | <b>0.00</b>                |
| <b>Dept 5130</b>       | <b>MACHINERY</b>                   |                                  |                     |                        |                        |                              |                   |                             |                            |
| 0001                   | PERSONAL SERVICES                  | 4,183.61                         | 116,554.00          | 116,554.00             | 40,655.23              | 75,898.77                    | 0.00              | 75,898.77                   | 34.88                      |
| 0002                   | EQUIPMENT & CAPITAL<br>OUTLAY      | 2,986.36                         | 25,900.00           | 33,400.00              | 10,065.91              | 23,334.09                    | 11,287.00         | 12,047.09                   | 30.14                      |
| 0004                   | CONTRACTUAL & MISC.<br>EXPENSE     | 4,866.95                         | 222,200.00          | 227,052.62             | 83,849.52              | 143,203.10                   | 20,251.06         | 122,952.04                  | 36.93                      |
| <b>Total Dept 5130</b> | <b>MACHINERY</b>                   | <b>12,036.92</b>                 | <b>364,654.00</b>   | <b>377,006.62</b>      | <b>134,570.66</b>      | <b>242,435.96</b>            | <b>31,538.06</b>  | <b>210,897.90</b>           | <b>35.69</b>               |
| <b>Dept 5140</b>       | <b>BRUSH &amp; WEEDS</b>           |                                  |                     |                        |                        |                              |                   |                             |                            |
| 0001                   | PERSONAL SERVICES                  | 0.00                             | 21,200.00           | 21,200.00              | 0.00                   | 21,200.00                    | 0.00              | 21,200.00                   | 0.00                       |
| <b>Total Dept 5140</b> | <b>BRUSH &amp; WEEDS</b>           | <b>0.00</b>                      | <b>21,200.00</b>    | <b>21,200.00</b>       | <b>0.00</b>            | <b>21,200.00</b>             | <b>0.00</b>       | <b>21,200.00</b>            | <b>0.00</b>                |
| <b>Dept 5142</b>       | <b>SNOW REMOVAL</b>                |                                  |                     |                        |                        |                              |                   |                             |                            |
| 0001                   | PERSONAL SERVICES                  | 2,744.01                         | 1,001,200.00        | 1,001,200.00           | 635,894.06             | 365,305.94                   | 0.00              | 365,305.94                  | 63.51                      |
| 0004                   | CONTRACTUAL & MISC.<br>EXPENSE     | 114.41                           | 513,930.00          | 515,286.80             | 320,205.72             | 195,081.08                   | 27,987.68         | 167,093.40                  | 62.14                      |
| <b>Total Dept 5142</b> | <b>SNOW REMOVAL</b>                | <b>2,858.42</b>                  | <b>1,515,130.00</b> | <b>1,516,486.80</b>    | <b>956,099.78</b>      | <b>560,387.02</b>            | <b>27,987.68</b>  | <b>532,399.34</b>           | <b>63.05</b>               |
| <b>Dept 9010</b>       | <b>STATE RETIREMENT</b>            |                                  |                     |                        |                        |                              |                   |                             |                            |
| 0008                   | EMPLOYEE BENEFITS                  | 0.00                             | 150,000.00          | 150,000.00             | 25,968.73              | 124,031.27                   | 0.00              | 124,031.27                  | 17.31                      |
| <b>Total Dept 9010</b> | <b>STATE RETIREMENT</b>            | <b>0.00</b>                      | <b>150,000.00</b>   | <b>150,000.00</b>      | <b>25,968.73</b>       | <b>124,031.27</b>            | <b>0.00</b>       | <b>124,031.27</b>           | <b>17.31</b>               |
| <b>Dept 9030</b>       | <b>SOCIAL SECURITY</b>             |                                  |                     |                        |                        |                              |                   |                             |                            |
| 0008                   | EMPLOYEE BENEFITS                  | 523.50                           | 90,000.00           | 90,000.00              | 44,101.39              | 45,898.61                    | 0.00              | 45,898.61                   | 49.00                      |
| <b>Total Dept 9030</b> | <b>SOCIAL SECURITY</b>             | <b>523.50</b>                    | <b>90,000.00</b>    | <b>90,000.00</b>       | <b>44,101.39</b>       | <b>45,898.61</b>             | <b>0.00</b>       | <b>45,898.61</b>            | <b>49.00</b>               |
| <b>Dept 9040</b>       | <b>WORKERS COMPENSATION</b>        |                                  |                     |                        |                        |                              |                   |                             |                            |
| 0008                   | EMPLOYEE BENEFITS                  | 0.00                             | 82,000.00           | 82,000.00              | 32,106.16              | 49,893.84                    | 0.00              | 49,893.84                   | 39.15                      |
| <b>Total Dept 9040</b> | <b>WORKERS COMPENSATION</b>        | <b>0.00</b>                      | <b>82,000.00</b>    | <b>82,000.00</b>       | <b>32,106.16</b>       | <b>49,893.84</b>             | <b>0.00</b>       | <b>49,893.84</b>            | <b>39.15</b>               |
| <b>Dept 9045</b>       | <b>LIFE INSURANCE</b>              |                                  |                     |                        |                        |                              |                   |                             |                            |
| 0008                   | EMPLOYEE BENEFITS                  | 0.00                             | 900.00              | 900.00                 | 297.60                 | 602.40                       | 0.00              | 602.40                      | 33.07                      |
| <b>Total Dept 9045</b> | <b>LIFE INSURANCE</b>              | <b>0.00</b>                      | <b>900.00</b>       | <b>900.00</b>          | <b>297.60</b>          | <b>602.40</b>                | <b>0.00</b>       | <b>602.40</b>               | <b>33.07</b>               |
| <b>Dept 9050</b>       | <b>UNEMPLOYMENT<br/>INSURANCE</b>  |                                  |                     |                        |                        |                              |                   |                             |                            |
| 0008                   | EMPLOYEE BENEFITS                  | 0.00                             | 1,500.00            | 1,500.00               | 1,134.00               | 366.00                       | 0.00              | 366.00                      | 75.60                      |

# TOWN OF PITTSFORD

## Expense Control Report

Fiscal Year: 2023 Period From: 1 To: 12

|                        |                                    | <b>Curr. Month<br/>Total<br/>Expended</b> | <b>Original<br/>Budget</b> | <b>YTD Adjusted<br/>Budget</b> | <b>YTD Actual<br/>Expended</b> | <b>YTD<br/>Unexpended<br/>Balance</b> | <b>YTD<br/>Encumbered</b> | <b>YTD<br/>Available<br/>Balance</b> | <b>Percent<br/>Exp.<br/>Balance</b> |
|------------------------|------------------------------------|---|----------------------------|--------------------------------|--------------------------------|---------------------------------------|---------------------------|--------------------------------------|-------------------------------------|
| <b>Fund 0004</b>       | <b>HIGHWAY WHOLE TOWN<br/>FUND</b> |   |                            |                                |                                |                                       |                           |                                      |                                     |
| <b>Dept 9050</b>       | <b>UNEMPLOYMENT<br/>INSURANCE</b>  |   |                            |                                |                                |                                       |                           |                                      |                                     |
| <b>Total Dept 9050</b> | <b>UNEMPLOYMENT<br/>INSURANCE</b>  | <b>0.00</b>                               | <b>1,500.00</b>            | <b>1,500.00</b>                | <b>1,134.00</b>                | <b>366.00</b>                         | <b>0.00</b>               | <b>366.00</b>                        | <b>75.60</b>                        |
| <b>Dept 9055</b>       | <b>DISABILITY INSURANCE</b>        |   |                            |                                |                                |                                       |                           |                                      |                                     |
| 0008                   | EMPLOYEE BENEFITS                  | 0.00                                      | 2,545.00                   | 2,545.00                       | 757.81                         | 1,787.19                              | 0.00                      | 1,787.19                             | 29.78                               |
| <b>Total Dept 9055</b> | <b>DISABILITY INSURANCE</b>        | <b>0.00</b>                               | <b>2,545.00</b>            | <b>2,545.00</b>                | <b>757.81</b>                  | <b>1,787.19</b>                       | <b>0.00</b>               | <b>1,787.19</b>                      | <b>29.78</b>                        |
| <b>Dept 9060</b>       | <b>HOSPITALIZATION</b>             |   |                            |                                |                                |                                       |                           |                                      |                                     |
| 0008                   | EMPLOYEE BENEFITS                  | (117.25)                                  | 437,500.00                 | 437,500.00                     | 163,264.02                     | 274,235.98                            | 0.00                      | 274,235.98                           | 37.32                               |
| <b>Total Dept 9060</b> | <b>HOSPITALIZATION</b>             | <b>(117.25)</b>                           | <b>437,500.00</b>          | <b>437,500.00</b>              | <b>163,264.02</b>              | <b>274,235.98</b>                     | <b>0.00</b>               | <b>274,235.98</b>                    | <b>37.32</b>                        |
| <b>Dept 9089</b>       | <b>MISC. EMPLOYEE BENEFITS</b>     |   |                            |                                |                                |                                       |                           |                                      |                                     |
| 0008                   | EMPLOYEE BENEFITS                  | 6.00                                      | 225.00                     | 225.00                         | 46.00                          | 179.00                                | 0.00                      | 179.00                               | 20.44                               |
| <b>Total Dept 9089</b> | <b>MISC. EMPLOYEE BENEFITS</b>     | <b>6.00</b>                               | <b>225.00</b>              | <b>225.00</b>                  | <b>46.00</b>                   | <b>179.00</b>                         | <b>0.00</b>               | <b>179.00</b>                        | <b>20.44</b>                        |
| <b>Total Fund 0004</b> | <b>HIGHWAY WHOLE TOWN<br/>FUND</b> | <b>15,307.59</b>                          | <b>2,992,404.00</b>        | <b>3,660,552.42</b>            | <b>1,985,750.75</b>            | <b>1,674,801.67</b>                   | <b>403,357.53</b>         | <b>1,271,444.14</b>                  | <b>54.25</b>                        |

# TOWN OF PITTSFORD

## Expense Control Report

Fiscal Year: 2023 Period From: 1 To: 12

|                        |                                   | Curr. Month<br>Total<br>Expended | Original<br>Budget  | YTD Adjusted<br>Budget | YTD Actual<br>Expended | YTD<br>Unexpended<br>Balance | YTD<br>Encumbered | YTD<br>Available<br>Balance | Percent<br>Exp.<br>Balance |
|------------------------|-----------------------------------|----------------------------------|---------------------|------------------------|------------------------|------------------------------|-------------------|-----------------------------|----------------------------|
| <b>Fund 0005</b>       | <b>HIGHWAY PART TOWN FUND</b>     |                                  |                     |                        |                        |                              |                   |                             |                            |
| <b>Dept 4560</b>       | <b>PHYSICIAN</b>                  |                                  |                     |                        |                        |                              |                   |                             |                            |
| 0004                   | CONTRACTUAL & MISC.<br>EXPENSE    | 0.00                             | 2,600.00            | 2,600.00               | 185.00                 | 2,415.00                     | 0.00              | 2,415.00                    | 7.12                       |
| <b>Total Dept 4560</b> | <b>PHYSICIAN</b>                  | <b>0.00</b>                      | <b>2,600.00</b>     | <b>2,600.00</b>        | <b>185.00</b>          | <b>2,415.00</b>              | <b>0.00</b>       | <b>2,415.00</b>             | <b>7.12</b>                |
| <b>Dept 5110</b>       | <b>GENERAL REPAIRS</b>            |                                  |                     |                        |                        |                              |                   |                             |                            |
| 0001                   | PERSONAL SERVICES                 | 82,859.50                        | 1,695,100.00        | 1,695,100.00           | 149,282.39             | 1,545,817.61                 | 0.00              | 1,545,817.61                | 8.81                       |
| 0004                   | CONTRACTUAL & MISC.<br>EXPENSE    | 26,735.03                        | 984,848.00          | 1,154,477.32           | 260,213.64             | 894,263.68                   | 35,093.70         | 859,169.98                  | 22.54                      |
| <b>Total Dept 5110</b> | <b>GENERAL REPAIRS</b>            | <b>109,594.53</b>                | <b>2,679,948.00</b> | <b>2,849,577.32</b>    | <b>409,496.03</b>      | <b>2,440,081.29</b>          | <b>35,093.70</b>  | <b>2,404,987.59</b>         | <b>14.37</b>               |
| <b>Dept 5112</b>       | <b>IMPROVEMENTS</b>               |                                  |                     |                        |                        |                              |                   |                             |                            |
| 0002                   | EQUIPMENT & CAPITAL<br>OUTLAY     | 0.00                             | 273,000.00          | 418,000.00             | 644.60                 | 417,355.40                   | 145,000.00        | 272,355.40                  | 0.15                       |
| <b>Total Dept 5112</b> | <b>IMPROVEMENTS</b>               | <b>0.00</b>                      | <b>273,000.00</b>   | <b>418,000.00</b>      | <b>644.60</b>          | <b>417,355.40</b>            | <b>145,000.00</b> | <b>272,355.40</b>           | <b>0.15</b>                |
| <b>Dept 9010</b>       | <b>STATE RETIREMENT</b>           |                                  |                     |                        |                        |                              |                   |                             |                            |
| 0008                   | EMPLOYEE BENEFITS                 | 0.00                             | 175,000.00          | 175,000.00             | 29,150.88              | 145,849.12                   | 0.00              | 145,849.12                  | 16.66                      |
| <b>Total Dept 9010</b> | <b>STATE RETIREMENT</b>           | <b>0.00</b>                      | <b>175,000.00</b>   | <b>175,000.00</b>      | <b>29,150.88</b>       | <b>145,849.12</b>            | <b>0.00</b>       | <b>145,849.12</b>           | <b>16.66</b>               |
| <b>Dept 9030</b>       | <b>SOCIAL SECURITY</b>            |                                  |                     |                        |                        |                              |                   |                             |                            |
| 0008                   | EMPLOYEE BENEFITS                 | 6,127.66                         | 135,000.00          | 135,000.00             | 11,021.29              | 123,978.71                   | 0.00              | 123,978.71                  | 8.16                       |
| <b>Total Dept 9030</b> | <b>SOCIAL SECURITY</b>            | <b>6,127.66</b>                  | <b>135,000.00</b>   | <b>135,000.00</b>      | <b>11,021.29</b>       | <b>123,978.71</b>            | <b>0.00</b>       | <b>123,978.71</b>           | <b>8.16</b>                |
| <b>Dept 9040</b>       | <b>WORKERS COMPENSATION</b>       |                                  |                     |                        |                        |                              |                   |                             |                            |
| 0008                   | EMPLOYEE BENEFITS                 | 0.00                             | 186,000.00          | 186,000.00             | 139,721.44             | 46,278.56                    | 0.00              | 46,278.56                   | 75.12                      |
| <b>Total Dept 9040</b> | <b>WORKERS COMPENSATION</b>       | <b>0.00</b>                      | <b>186,000.00</b>   | <b>186,000.00</b>      | <b>139,721.44</b>      | <b>46,278.56</b>             | <b>0.00</b>       | <b>46,278.56</b>            | <b>75.12</b>               |
| <b>Dept 9045</b>       | <b>LIFE INSURANCE</b>             |                                  |                     |                        |                        |                              |                   |                             |                            |
| 0008                   | EMPLOYEE BENEFITS                 | 0.00                             | 800.00              | 800.00                 | 282.10                 | 517.90                       | 0.00              | 517.90                      | 35.26                      |
| <b>Total Dept 9045</b> | <b>LIFE INSURANCE</b>             | <b>0.00</b>                      | <b>800.00</b>       | <b>800.00</b>          | <b>282.10</b>          | <b>517.90</b>                | <b>0.00</b>       | <b>517.90</b>               | <b>35.26</b>               |
| <b>Dept 9050</b>       | <b>UNEMPLOYMENT<br/>INSURANCE</b> |                                  |                     |                        |                        |                              |                   |                             |                            |
| 0008                   | EMPLOYEE BENEFITS                 | 0.00                             | 1,500.00            | 4,500.00               | 1,500.00               | 3,000.00                     | 0.00              | 3,000.00                    | 33.33                      |
| <b>Total Dept 9050</b> | <b>UNEMPLOYMENT<br/>INSURANCE</b> | <b>0.00</b>                      | <b>1,500.00</b>     | <b>4,500.00</b>        | <b>1,500.00</b>        | <b>3,000.00</b>              | <b>0.00</b>       | <b>3,000.00</b>             | <b>33.33</b>               |
| <b>Dept 9055</b>       | <b>DISABILITY INSURANCE</b>       |                                  |                     |                        |                        |                              |                   |                             |                            |
| 0008                   | EMPLOYEE BENEFITS                 | 0.00                             | 2,400.00            | 2,400.00               | 722.26                 | 1,677.74                     | 0.00              | 1,677.74                    | 30.09                      |
| <b>Total Dept 9055</b> | <b>DISABILITY INSURANCE</b>       | <b>0.00</b>                      | <b>2,400.00</b>     | <b>2,400.00</b>        | <b>722.26</b>          | <b>1,677.74</b>              | <b>0.00</b>       | <b>1,677.74</b>             | <b>30.09</b>               |
| <b>Dept 9060</b>       | <b>HOSPITALIZATION</b>            |                                  |                     |                        |                        |                              |                   |                             |                            |
| 0008                   | EMPLOYEE BENEFITS                 | 804.41                           | 480,000.00          | 477,000.00             | 178,780.22             | 298,219.78                   | 0.00              | 298,219.78                  | 37.48                      |
| <b>Total Dept 9060</b> | <b>HOSPITALIZATION</b>            | <b>804.41</b>                    | <b>480,000.00</b>   | <b>477,000.00</b>      | <b>178,780.22</b>      | <b>298,219.78</b>            | <b>0.00</b>       | <b>298,219.78</b>           | <b>37.48</b>               |
| <b>Dept 9089</b>       | <b>MISC. EMPLOYEE BENEFITS</b>    |                                  |                     |                        |                        |                              |                   |                             |                            |
| 0008                   | EMPLOYEE BENEFITS                 | 7.50                             | 325.00              | 325.00                 | 57.50                  | 267.50                       | 0.00              | 267.50                      | 17.69                      |

# TOWN OF PITTSFORD

## Expense Control Report

Fiscal Year: 2023 Period From: 1 To: 12

|                        |                                | <b>Curr. Month<br/>Total<br/>Expended</b> | <b>Original<br/>Budget</b> | <b>YTD Adjusted<br/>Budget</b> | <b>YTD Actual<br/>Expended</b> | <b>YTD<br/>Unexpended<br/>Balance</b> | <b>YTD<br/>Encumbered</b> | <b>YTD<br/>Available<br/>Balance</b> | <b>Percent<br/>Exp.<br/>Balance</b> |
|------------------------|--------------------------------|---|----------------------------|--------------------------------|--------------------------------|---------------------------------------|---------------------------|--------------------------------------|-------------------------------------|
| <b>Fund 0005</b>       | <b>HIGHWAY PART TOWN FUND</b>  |   |                            |                                |                                |                                       |                           |                                      |                                     |
| <b>Dept 9089</b>       | <b>MISC. EMPLOYEE BENEFITS</b> |   |                            |                                |                                |                                       |                           |                                      |                                     |
| <b>Total Dept 9089</b> | <b>MISC. EMPLOYEE BENEFITS</b> | <b>7.50</b>                               | <b>325.00</b>              | <b>325.00</b>                  | <b>57.50</b>                   | <b>267.50</b>                         | <b>0.00</b>               | <b>267.50</b>                        | <b>17.69</b>                        |
| <b>Total Fund 0005</b> | <b>HIGHWAY PART TOWN FUND</b>  | <b>116,534.10</b>                         | <b>3,936,573.00</b>        | <b>4,251,202.32</b>            | <b>771,561.32</b>              | <b>3,479,641.00</b>                   | <b>180,093.70</b>         | <b>3,299,547.30</b>                  | <b>18.15</b>                        |
| <b>Grand Total</b>     |                                | <b>537,257.47</b>                         | <b>21,829,891.00</b>       | <b>23,919,624.56</b>           | <b>7,998,532.39</b>            | <b>15,921,092.17</b>                  | <b>1,276,647.65</b>       | <b>14,644,444.52</b>                 | <b>33.44</b>                        |

NOTE: One or more accounts may not be printed due to Account Table restrictions.

# TOWN OF PITTSFORD

## Revenue Control Report

Fiscal Year: 2023 Period From: 1 To: 12

|                        |                                  | Curr. Month<br>Revenue<br>Receipts | Curr. Month<br>Budget<br>Balance | Original<br>Budget   | YTD<br>Adjusted<br>Budget | YTD<br>Revenue<br>Receipts | YTD<br>Budget<br>Balance | Percent<br>Received<br>Balance |
|------------------------|----------------------------------|------------------------------------|----------------------------------|----------------------|---------------------------|----------------------------|--------------------------|--------------------------------|
| <b>Fund 0001</b>       | <b>GENERAL FUND</b>              |                                    |                                  |                      |                           |                            |                          |                                |
| Item 1001              | REAL PROPERTY TAXES              | 0.00                               | 0.00                             | 6,649,967.00         | 6,649,967.00              | 6,652,107.48               | (2,140.48)               | 100.03                         |
| Item 1081              | OTHER PYMT IN LIEU OF TAXES      | 0.00                               | 0.00                             | 2,408.00             | 2,408.00                  | 2,406.63                   | 1.37                     | 99.94                          |
| Item 1090              | INTEREST & PENALTY ON PROP TAX   | 0.00                               | 0.00                             | 140,000.00           | 140,000.00                | 0.00                       | 140,000.00               | 0.00                           |
| Item 1170              | FRANCHISES                       | 396,693.87                         | (396,693.87)                     | 390,000.00           | 390,000.00                | 396,693.87                 | (6,693.87)               | 101.72                         |
| Item 1232              | TAX COLLECTOR FEES               | 0.00                               | 0.00                             | 3,500.00             | 3,500.00                  | 0.00                       | 3,500.00                 | 0.00                           |
| Item 1255              | CLERK FEES                       | 175.00                             | (175.00)                         | 3,500.00             | 3,500.00                  | 640.00                     | 2,860.00                 | 18.29                          |
| Item 1550              | DOG WARDEN FEES                  | 0.00                               | 0.00                             | 200.00               | 200.00                    | 0.00                       | 200.00                   | 0.00                           |
| Item 2001              | CULTURE & RECREATION FEES        | (4,896.00)                         | 4,896.00                         | 819,700.00           | 819,700.00                | 622,270.00                 | 197,430.00               | 75.91                          |
| Item 2228              | GIS CHARGES, OTHER GOV'T         | 0.00                               | 0.00                             | 12,000.00            | 12,000.00                 | 14,396.00                  | (2,396.00)               | 119.97                         |
| Item 2350              | YOUTH SER/OTHER GOV'T.           | 0.00                               | 0.00                             | 7,000.00             | 7,000.00                  | 0.00                       | 7,000.00                 | 0.00                           |
| Item 2351              | PROGRAMS FOR AGING - OTHER GOV'T | 0.00                               | 0.00                             | 45,000.00            | 45,000.00                 | 0.00                       | 45,000.00                | 0.00                           |
| Item 2401              | INTEREST & EARNINGS              | 8,571.36                           | (8,571.36)                       | 65,000.00            | 65,000.00                 | 119,890.97                 | (54,890.97)              | 184.45                         |
| Item 2410              | RENTAL OF LAND                   | 8,547.46                           | (8,547.46)                       | 134,976.00           | 134,976.00                | 88,712.30                  | 46,263.70                | 65.72                          |
| Item 2411              | FIELD USE FEES                   | 0.00                               | 0.00                             | 10,100.00            | 10,100.00                 | 460.00                     | 9,640.00                 | 4.55                           |
| Item 2450              | COMMISSIONS                      | 114.61                             | (114.61)                         | 450.00               | 450.00                    | 405.83                     | 44.17                    | 90.18                          |
| Item 2544              | DOG LICENSES                     | 1,044.00                           | (1,044.00)                       | 16,500.00            | 16,500.00                 | 5,167.00                   | 11,333.00                | 31.32                          |
| Item 2560              | STREET OPENING PERMITS           | 100.00                             | (100.00)                         | 2,500.00             | 2,500.00                  | 3,000.00                   | (500.00)                 | 120.00                         |
| Item 2590              | PERMITS                          | 3,380.00                           | (3,380.00)                       | 8,500.00             | 8,500.00                  | 7,985.00                   | 515.00                   | 93.94                          |
| Item 2610              | FINES & FORFEITED BAIL           | 0.00                               | 0.00                             | 35,000.00            | 35,000.00                 | 8,260.55                   | 26,739.45                | 23.60                          |
| Item 2665              | SALE OF EQUIPMENT                | 0.00                               | 0.00                             | 275.00               | 275.00                    | 0.00                       | 275.00                   | 0.00                           |
| Item 2701              | REFUND OF PRIOR YEAR EXP.        | 0.00                               | 0.00                             | 500.00               | 500.00                    | 2,141.09                   | (1,641.09)               | 428.22                         |
| Item 2705              | GIFTS & DONATIONS                | 2,400.00                           | (2,400.00)                       | 20,000.00            | 26,000.00                 | 8,400.00                   | 17,600.00                | 32.31                          |
| Item 2750              | AIM - RELATED PAYMENTS           | 0.00                               | 0.00                             | 108,081.00           | 108,081.00                | 0.00                       | 108,081.00               | 0.00                           |
| Item 2770              | OTHER UNCLASSIFIED REVENUES      | 389.25                             | (389.25)                         | 15,500.00            | 15,500.00                 | 21,536.50                  | (6,036.50)               | 138.95                         |
| Item 2801              | INTERFUND REVENUES               | 0.00                               | 0.00                             | 35,000.00            | 35,000.00                 | 0.00                       | 35,000.00                | 0.00                           |
| Item 3005              | MORTGAGE TAX                     | 0.00                               | 0.00                             | 1,200,000.00         | 1,200,000.00              | 0.00                       | 1,200,000.00             | 0.00                           |
| Item 4089              | GENERAL FEDERAL AID              | 0.00                               | 0.00                             | 0.00                 | 145,000.00                | 145,000.00                 | 0.00                     | 100.00                         |
| Item 5031              | INTERFUND TRANSFERS              | 0.00                               | 0.00                             | 350,000.00           | 357,640.18                | 357,640.18                 | 0.00                     | 100.00                         |
| Item 5999              | APPROP FD BALANCE                | 0.00                               | 0.00                             | 1,706,886.00         | 2,106,886.00              | 0.00                       | 2,106,886.00             | 0.00                           |
| <b>Total Fund 0001</b> | <b>GENERAL FUND</b>              | <b>416,519.55</b>                  | <b>(416,519.55)</b>              | <b>11,782,543.00</b> | <b>12,341,183.18</b>      | <b>8,457,113.40</b>        | <b>3,884,069.78</b>      | <b>68.53</b>                   |

Date Prepared: 05/12/2023 09:03 AM

Report Date: 05/12/2023

Account Table: FUND 1-5

Alt. Sort Table:

# TOWN OF PITTSFORD

## Revenue Control Report

Fiscal Year: 2023 Period From: 1 To: 12

GLR0116 1.0

Page 2 of 5

Prepared By: BRIAN

|                        |                               | <b>Curr. Month<br/>Revenue<br/>Receipts</b> | <b>Curr. Month<br/>Budget<br/>Balance</b> | <b>Original<br/>Budget</b> | <b>YTD<br/>Adjusted<br/>Budget</b> | <b>YTD<br/>Revenue<br/>Receipts</b> | <b>YTD<br/>Budget<br/>Balance</b> | <b>Percent<br/>Received<br/>Balance</b> |
|------------------------|-------------------------------|---|---|----------------------------|------------------------------------|-------------------------------------|-----------------------------------|---|
| <b>Fund 0002</b>       | <b>PART TOWN FUND</b>         |   |   |                            |                                    |                                     |                                   |   |
| Item 1120              | SALES TAX                     | 0.00  | 0.00                                      | 1,200,000.00               | 1,200,000.00                       | 0.00                                | 1,200,000.00                      | 0.00                                    |
| Item 1560              | SAFETY INSPECTION FEES        | 0.00  | 0.00                                      | 20,000.00                  | 20,000.00                          | 11,566.81                           | 8,433.19                          | 57.83                                   |
| Item 1570              | DEMOLITION PERMITS            | 0.00  | 0.00                                      | 750.00                     | 750.00                             | 0.00                                | 750.00                            | 0.00                                    |
| Item 2110              | ZONING FEES                   | 365.00                                      | (365.00)                                  | 2,500.00                   | 2,500.00                           | 956.00                              | 1,544.00                          | 38.24                                   |
| Item 2115              | PLANNING BOARD FEES           | 0.00  | 0.00                                      | 10,000.00                  | 10,000.00                          | 2,910.00                            | 7,090.00                          | 29.10                                   |
| Item 2401              | INTEREST & EARNINGS           | 850.37                                      | (850.37)                                  | 7,000.00                   | 7,000.00                           | 20,498.70                           | (13,498.70)                       | 292.84                                  |
| Item 2545              | LICENSES, OTHER               | 0.00  | 0.00                                      | 3,500.00                   | 3,500.00                           | 1,225.00                            | 2,275.00                          | 35.00                                   |
| Item 2550              | PERMITS - CERT. OF OCCUPANCY  | 422.50                                      | (422.50)                                  | 4,000.00                   | 4,000.00                           | 1,621.02                            | 2,378.98                          | 40.53                                   |
| Item 2555              | BUILDING & ALTERATION PERMITS | 13,235.50                                   | (13,235.50)                               | 91,000.00                  | 91,000.00                          | 35,082.70                           | 55,917.30                         | 38.55                                   |
| Item 2590              | PERMITS                       | 560.00                                      | (560.00)                                  | 3,300.00                   | 3,300.00                           | 720.00                              | 2,580.00                          | 21.82                                   |
| Item 2591              | FIRE ALARM PERMITS            | 320.00                                      | (320.00)                                  | 500.00                     | 500.00                             | 380.00                              | 120.00                            | 76.00                                   |
| Item 5999              | APPROP FD BALANCE             | 0.00  | 0.00                                      | 137,436.00                 | 137,436.00                         | 0.00                                | 137,436.00                        | 0.00                                    |
| <b>Total Fund 0002</b> | <b>PART TOWN FUND</b>         | <b>15,753.37</b>                            | <b>(15,753.37)</b>                        | <b>1,479,986.00</b>        | <b>1,479,986.00</b>                | <b>74,960.23</b>                    | <b>1,405,025.77</b>               | <b>5.06</b>                             |



Date Prepared: 05/12/2023 09:03 AM

Report Date: 05/12/2023

Account Table: FUND 1-5

Alt. Sort Table:

# TOWN OF PITTSFORD

## Revenue Control Report

Fiscal Year: 2023 Period From: 1 To: 12

GLR0116 1.0

Page 3 of 5

Prepared By: BRIAN

|                        |                           | <b>Curr. Month<br/>Revenue<br/>Receipts</b> | <b>Curr. Month<br/>Budget<br/>Balance</b> | <b>Original<br/>Budget</b> | <b>YTD<br/>Adjusted<br/>Budget</b> | <b>YTD<br/>Revenue<br/>Receipts</b> | <b>YTD<br/>Budget<br/>Balance</b> | <b>Percent<br/>Received<br/>Balance</b> |
|------------------------|---------------------------|---|---|----------------------------|------------------------------------|-------------------------------------|-----------------------------------|---|
| <b>Fund 0003</b>       | <b>LIBRARY FUND</b>       |   |   |                            |                                    |                                     |                                   |   |
| Item 1001              | REAL PROPERTY TAXES       | 0.00  | 0.00                                      | 1,410,285.00               | 1,410,285.00                       | 1,410,285.00                        | 0.00                              | 100.00                                  |
| Item 2081              | COLLECTION FEES           | (232.27)                                    | 232.27                                    | 900.00                     | 900.00                             | (59.53)                             | 959.53                            | (6.61)                                  |
| Item 2082              | LIBRARY FINES             | 426.04                                      | (426.04)                                  | 28,000.00                  | 28,000.00                          | 7,760.52                            | 20,239.48                         | 27.72                                   |
| Item 2083              | PRINTING REVENUE          | 0.00  | 0.00                                      | 3,600.00                   | 3,600.00                           | 1,499.50                            | 2,100.50                          | 41.65                                   |
| Item 2401              | INTEREST & EARNINGS       | 1,104.58                                    | (1,104.58)                                | 9,000.00                   | 9,000.00                           | 17,158.05                           | (8,158.05)                        | 190.65                                  |
| Item 2701              | REFUND OF PRIOR YEAR EXP. | 0.00  | 0.00                                      | 100.00                     | 100.00                             | 0.00                                | 100.00                            | 0.00                                    |
| Item 2760              | SYSTEM GRANTS             | 0.00  | 0.00                                      | 6,500.00                   | 25,197.39                          | 18,697.39                           | 6,500.00                          | 74.20                                   |
| Item 3089              | OTHER STATE AID           | 0.00  | 0.00                                      | 0.00                       | 12,000.00                          | 20,000.00                           | (8,000.00)                        | 166.67                                  |
| Item 5999              | APPROP FD BALANCE         | 0.00  | 0.00                                      | 180,000.00                 | 180,000.00                         | 0.00                                | 180,000.00                        | 0.00                                    |
| <b>Total Fund 0003</b> | <b>LIBRARY FUND</b>       | <b>1,298.35</b>                             | <b>(1,298.35)</b>                         | <b>1,638,385.00</b>        | <b>1,669,082.39</b>                | <b>1,475,340.93</b>                 | <b>193,741.46</b>                 | <b>88.39</b>                            |

Date Prepared: 05/12/2023 09:03 AM

Report Date: 05/12/2023

Account Table: FUND 1-5

Alt. Sort Table:

# TOWN OF PITTSFORD

## Revenue Control Report

Fiscal Year: 2023 Period From: 1 To: 12

GLR0116 1.0

Page 4 of 5

Prepared By: BRIAN

|                        |                                | <b>Curr. Month<br/>Revenue<br/>Receipts</b> | <b>Curr. Month<br/>Budget<br/>Balance</b> | <b>Original<br/>Budget</b> | <b>YTD<br/>Adjusted<br/>Budget</b> | <b>YTD<br/>Revenue<br/>Receipts</b> | <b>YTD<br/>Budget<br/>Balance</b> | <b>Percent<br/>Received<br/>Balance</b> |
|------------------------|--------------------------------|---|---|----------------------------|------------------------------------|-------------------------------------|-----------------------------------|---|
| <b>Fund 0004</b>       | <b>HIGHWAY WHOLE TOWN FUND</b> |   |   |                            |                                    |                                     |                                   |   |
| Item 1001              | REAL PROPERTY TAXES            | 0.00  | 0.00                                      | 2,223,704.00               | 2,223,704.00                       | 2,223,704.00                        | 0.00                              | 100.00                                  |
| Item 2300              | SERVICE - OTHER GOV'T.         | 0.00  | 0.00                                      | 399,000.00                 | 399,000.00                         | 346,961.81                          | 52,038.19                         | 86.96                                   |
| Item 2401              | INTEREST & EARNINGS            | 209.40                                      | (209.40)                                  | 13,000.00                  | 13,000.00                          | 26,024.04                           | (13,024.04)                       | 200.18                                  |
| Item 2650              | SALE OF SCRAP & EXCESS         | 0.00  | 0.00                                      | 1,500.00                   | 1,500.00                           | 894.00                              | 606.00                            | 59.60                                   |
| Item 5999              | APPROP FD BALANCE              | 0.00  | 0.00                                      | 355,200.00                 | 355,200.00                         | 0.00                                | 355,200.00                        | 0.00                                    |
| <b>Total Fund 0004</b> | <b>HIGHWAY WHOLE TOWN FUND</b> | <b>209.40</b>                               | <b>(209.40)</b>                           | <b>2,992,404.00</b>        | <b>2,992,404.00</b>                | <b>2,597,583.85</b>                 | <b>394,820.15</b>                 | <b>86.81</b>                            |

Date Prepared: 05/12/2023 09:03 AM

Report Date: 05/12/2023

Account Table: FUND 1-5

Alt. Sort Table:

# TOWN OF PITTSFORD

## Revenue Control Report

Fiscal Year: 2023 Period From: 1 To: 12

GLR0116 1.0

Page 5 of 5

Prepared By: BRIAN

|                        |                               | <b>Curr. Month<br/>Revenue<br/>Receipts</b> | <b>Curr. Month<br/>Budget<br/>Balance</b> | <b>Original<br/>Budget</b> | <b>YTD<br/>Adjusted<br/>Budget</b> | <b>YTD<br/>Revenue<br/>Receipts</b> | <b>YTD<br/>Budget<br/>Balance</b> | <b>Percent<br/>Received<br/>Balance</b> |
|------------------------|-------------------------------|---|---|----------------------------|------------------------------------|-------------------------------------|-----------------------------------|---|
| <b>Fund 0005</b>       | <b>HIGHWAY PART TOWN FUND</b> |   |   |                            |                                    |                                     |                                   |   |
| Item 1001              | REAL PROPERTY TAXES           | 0.00  | 0.00                                      | 82,073.00                  | 82,073.00                          | 82,073.00                           | 0.00                              | 100.00                                  |
| Item 1120              | SALES TAX                     | 0.00  | 0.00                                      | 2,940,000.00               | 2,940,000.00                       | 0.00                                | 2,940,000.00                      | 0.00                                    |
| Item 2300              | SERVICE - OTHER GOV'T.        | 0.00  | 0.00                                      | 4,000.00                   | 4,000.00                           | 0.00                                | 4,000.00                          | 0.00                                    |
| Item 2401              | INTEREST & EARNINGS           | 7,812.77                                    | (7,812.77)                                | 25,000.00                  | 25,000.00                          | 66,329.41                           | (41,329.41)                       | 265.32                                  |
| Item 2701              | REFUND OF PRIOR YEAR EXP.     | 0.00  | 0.00                                      | 1,500.00                   | 1,500.00                           | 0.00                                | 1,500.00                          | 0.00                                    |
| Item 3501              | CHIPS PROGRAM                 | 0.00  | 0.00                                      | 228,000.00                 | 228,000.00                         | 0.00                                | 228,000.00                        | 0.00                                    |
| Item 5031              | INTERFUND TRANSFERS           | 0.00  | 0.00                                      | 0.00                       | 145,000.00                         | 145,000.00                          | 0.00                              | 100.00                                  |
| Item 5999              | APPROP FD BALANCE             | 0.00  | 0.00                                      | 656,000.00                 | 656,000.00                         | 0.00                                | 656,000.00                        | 0.00                                    |
| <b>Total Fund 0005</b> | <b>HIGHWAY PART TOWN FUND</b> | <b>7,812.77</b>                             | <b>(7,812.77)</b>                         | <b>3,936,573.00</b>        | <b>4,081,573.00</b>                | <b>293,402.41</b>                   | <b>3,788,170.59</b>               | <b>7.19</b>                             |
| <b>Grand Total</b>     |                               | <b>441,593.44</b>                           | <b>(441,593.44)</b>                       | <b>21,829,891.00</b>       | <b>22,564,228.57</b>               | <b>12,898,400.82</b>                | <b>9,665,827.75</b>               | <b>57.16</b>                            |

NOTE: One or more accounts may not be printed due to Account Table restrictions.

5/16/23

## **Fleet Budget Amendments & Transfers**

### **Be it resolved that the following are approved:**

That line item 4.1989.2003.2.4 (Fleet Schedule – WT Highway Equipment) be increased by \$600,732.00, and item 1.1989.2029.1.1 (Fleet Schedule –WT Admin) be increased by \$23,225.00 and that item 1.1989.2025.2.7 (Fleet Schedule – Parks) be increased by \$76,954.00 and that the source of these funds will be an appropriation from the Whole Town Equipment Capital Reserve. Be it further resolved that this resolution is subject to a 30 day permissive referendum.

That line item 2.1989.2003.602.4 (Fleet Schedule – PT Yard Debris) be increased by \$117,131.00 and that the source of these funds will be an appropriation from the Part Town Equipment Capital Reserve. Be it further resolved that this resolution is subject to a 30 day permissive referendum.

That line item 6.1989.2029.2.6 (Fleet Schedule – Sewer) be increased by \$292,413.00 and that the source of these funds will be an appropriation from the Sewer Equipment Capital Reserve. Be it further resolved that this resolution is subject to a 30 day permissive referendum.


5/16/23

## **Sewer Budget Amendment & Transfer**

**Be it resolved that the following is approved:**

That \$292,000.00 be appropriated from the Sewer Reserve Fund and transferred to the Sewer Fund account 6.8120.4411.1.6 (Contracted Sewer Repair) to reline East Avenue Manor Subdivision and reline a portion of Bromley Road. Be it further resolved that this resolution is subject to a 30 day permissive referendum.

# MEMORANDUM



To: Pittsford Town Board

From: Cheryl Fleming, Personnel Director

Date: May 9, 2023

Regarding: Recommendations for Hiring/Personnel Adjustments

For Meeting On: May 16, 2023

1. The following employee(s) are recommended as a new hire, subject to successful completion of drug and background checks, based on the recommendation of the Functional Coordinator(s) for these areas:

| Name         | Dept       | Position                | Rate    | Date of Hire |
|--------------|------------|-------------------------|---------|--------------|
| Sonny Nguyen | Parks      | Seasonal Laborer        | \$18.60 | 05/15/2023   |
| Kelly Eldred | Supervisor | Secretary to Supervisor | \$31.87 | 05/30/2023   |

This is subject to completion of the proper reviews and background checks for these candidates and appropriate sign off by the Town Board representative.

| Name         | Dept       | Position                | Rate    | Date of Hire |
|--------------|------------|-------------------------|---------|--------------|
| Sonny Nguyen | Parks      | Seasonal Laborer        | \$18.60 | 05/15/2023   |
| Kelly Eldred | Supervisor | Secretary to Supervisor | \$31.87 | 05/30/2023   |

2. The following employee is recommended for a status change and/or salary change due to a change in status.

| Name            | Position         | Reason for Change | Rate    | Effective Date |
|-----------------|------------------|-------------------|---------|----------------|
| Andrew Diekmann | Seasonal Laborer | Rehire Parks      | \$18.10 | 05/15/2023     |
| Tyler Love      | Seasonal Laborer | Rehire Highway    | \$18.10 | 05/15/2023     |
| Nolan Lusk      | Seasonal Laborer | Rehire Highway    | \$18.10 | 06/01/2023     |

Should the Board approve the above recommendation and personnel adjustment, the following resolution is being proposed, RESOLVED, that the Town Board approves the appointment for the following employee(s):

| Name            | Position         | Reason for Change | Rate    | Effective Date |
|-----------------|------------------|-------------------|---------|----------------|
| Andrew Diekmann | Seasonal Laborer | Rehire Parks      | \$18.10 | 05/15/2023     |
| Tyler Love      | Seasonal Laborer | Rehire Highway    | \$18.10 | 05/15/2023     |
| Nolan Lusk      | Seasonal Laborer | Rehire Highway    | \$18.10 | 06/01/2023     |